The
MAYRON COLE PIANO METHOD



FUN SHEET

LITTLE MICE©

1. There are MANY E-Flats in LITTLE MICE.



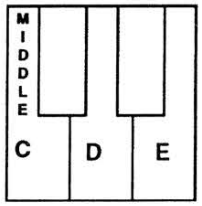

Show your teacher which key is E-Flat on this little keyboard. Then, shade the E-Flat with your pencil.

2. Two notes are played at the SAME TIME in LITTLE MICE. What two notes are played? _____ & _____

Look at measures 3 and 4 on page 58. Now, play the notes together in the example on the right side of this page.

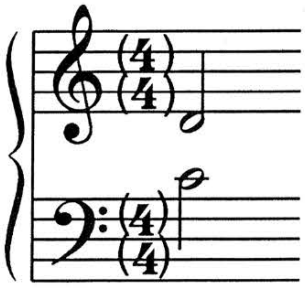

3. Write the counts below these notes. Next, with your class and teacher, TAP & COUNT the rhythm aloud on a C, E, or G key (any octave):



COUNTS: _____.

4. Now, play the above rhythm using two hands and as many fingers as you feel are necessary on the C, E, or G keys in any octave. SOUNDS GREAT!

5. A FLAT SIGN, ♭, means to go _____ to play the very next key (either black or white).
(forward or backward?)

FREEPIANOMETHOD.COM
Although Mayron Cole owns the copyright to this page, she is granting permission to copy it **only** under the following condition: Teachers and students may print this page at home, school, or at their local print shop; and teachers and students may download, view, copy and/or share this page digitally.

LITTLE MICE

© *Mayron Cole*

(orchestrated accompaniment has an 8 beat count-in)





F R E E P I A N O M E T H O D . C O M
Although Mayron Cole owns the copyright to this page, she is granting permission to copy it **only** under the following condition: Teachers and students may print this page at home, school, or at their local print shop; and teachers and students may download, view, copy and/or share this page digitally.



Use both hands.







F R E E P I A N O M E T H O D . C O M
Although Mayron Cole owns the copyright to this page, she is granting permission to copy it **only** under the following condition: Teachers and students may print this page at home, school, or at their local print shop; and teachers and students may download, view, copy and/or share this page digitally.

WRITE THE LETTER NAMES OF THE NOTES ON THE BLANKS
BELOW TO SOLVE THE **MYSTERY MESSAGE**©.

STUDENTS: Always use MUSICIANS' HONOR when working the **MYSTERY MESSAGES**!



__ R __ __ PING AN __ __ RAWLING ABOUT, TH __ __ ARK



HOUS __ IS A LITTL __ NIGHT VISITOR , A __ UT __





LITTL __ MOUS __ !©

F R E E P I A N O M E T H O D . C O M
Although Mayron Cole owns the copyright to this page, she is granting permission to copy it **only** under the following condition: Teachers and students may print this page at home, school, or at their local print shop; and teachers and students may download, view, copy and/or share this page digitally.

The
MAYRON COLE PIANO METHOD

FUN SHEET

TIPTOE©

1. Write the letter name of each note on the blanks below. Then, draw a line from each note to its key on the keyboard:

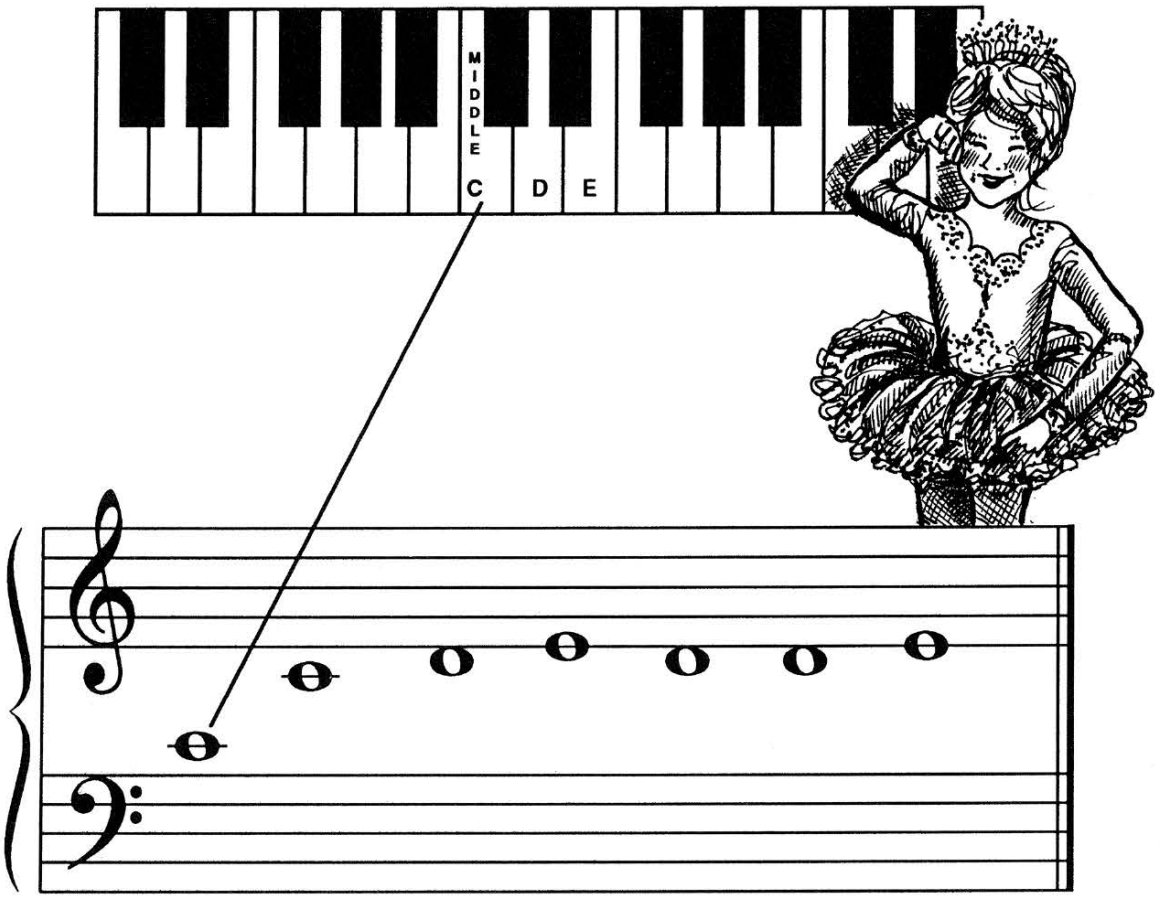

LETTER NAME: C ____ ____ ____ ____ ____ ____ ____.

2. When you go to the keyboard, play the above notes for your teacher. Sit with your nose in front of MIDDLE _____.
(E or C?)

3. Count to "4" on each note, please. How well did you do? _____ **YEA!!**

F R E E P I A N O M E T H O D . C O M
Although Mayron Cole owns the copyright to this page, she is granting permission to copy it **only** under the following condition: Teachers and students may print this page at home, school, or at their local print shop; and teachers and students may download, view, copy and/or share this page digitally.



TIPTOE

© Mayron Cole

(BOTH-HANDS MUSIC)



(orchestrated accompaniment has an 8 beat count-in)

Pirouette Speed





F R E E P I A N O M E T H O D . C O M
Although Mayron Cole owns the copyright to this page, she is granting permission to copy it **only** under the following condition: Teachers and students may print this page at home, school, or at their local print shop; and teachers and students may download, view, copy and/or share this page digitally.







FREEPIANOMETHOD.COM
Although Mayron Cole owns the copyright to this page, she is granting permission to copy it **only** under the following condition: Teachers and students may print this page at home, school, or at their local print shop; and teachers and students may download, view, copy and/or share this page digitally.

Write the letter names below the following notes to solve the **MYSTERY MESSAGE©!**

STUDENTS: Use MUSICIANS' HONOR! Look at the NOTE and not at the WORD to solve the **MYSTERY MESSAGE©!** That way, you will quickly become much better at recognizing NOTES!

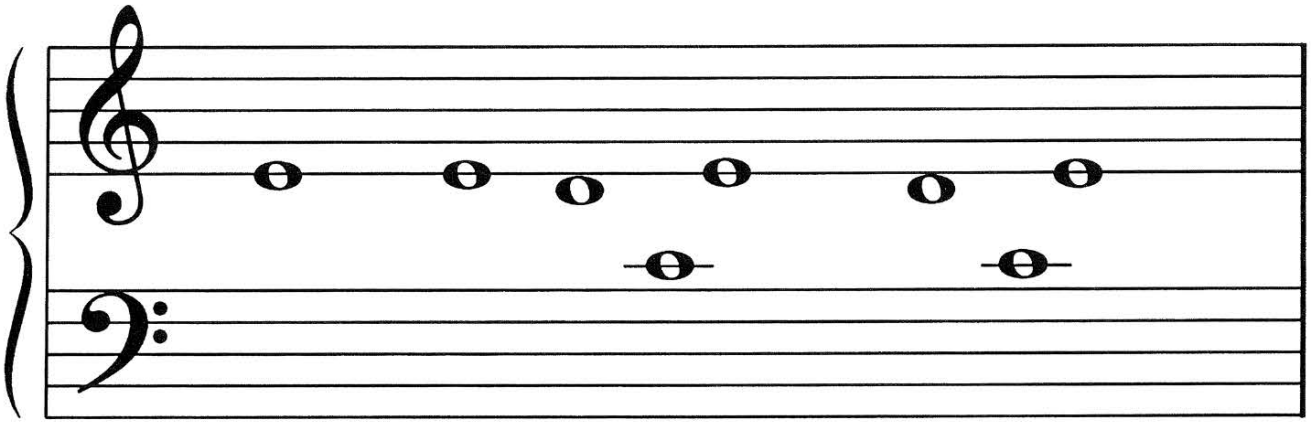

TH__ LITTL__ __AN__ __R __AN__ __S



__A__H __AY. __AN__ING





ABOUT SH__ P__RFORMS H__R BALL__T. ©

FREEPIANOMETHOD.COM
Although Mayron Cole owns the copyright to this page, she is granting permission to copy it **only** under the following condition: Teachers and students may print this page at home, school, or at their local print shop; and teachers and students may download, view, copy and/or share this page digitally.