The
MAYRON COLE PIANO METHOD

FUN SHEET

INDIAN DRUMS©



1. MIDDLE C is a FLOATER NOTE!
It FLOATS in the wide space between the two staffs!
The 2 staffs are sometimes called 2 "staves."

When MIDDLE C floats up close to the HIGH STAFF, the RIGHT HAND PLAYS IT!



When MIDDLE C floats down close to the LOW STAFF, the LEFT HAND PLAYS IT!



CHANGING HANDS!

2. Look at these MIDDLE C's. Write an "L" if the LEFT HAND plays it; write an "R" if the RIGHT HAND plays the key. Strike the key with any finger of the correct hand.



FREEPIANOMETHOD.COM
Although Mayron Cole owns the copyright to this page, she is granting permission to copy it **only** under the following condition: Teachers and students may print this page at home, school, or at their local print shop; and teachers and students may download, view, copy and/or share this page digitally.

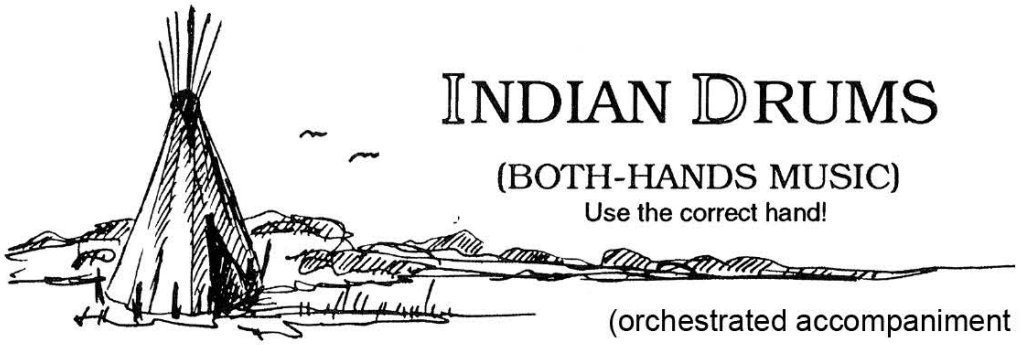

INDIAN DRUMS

(BOTH-HANDS MUSIC)

Use the correct hand!



(orchestrated accompaniment has an 8 beat count-in)

© *Mayron Cole*

Steady Tempo



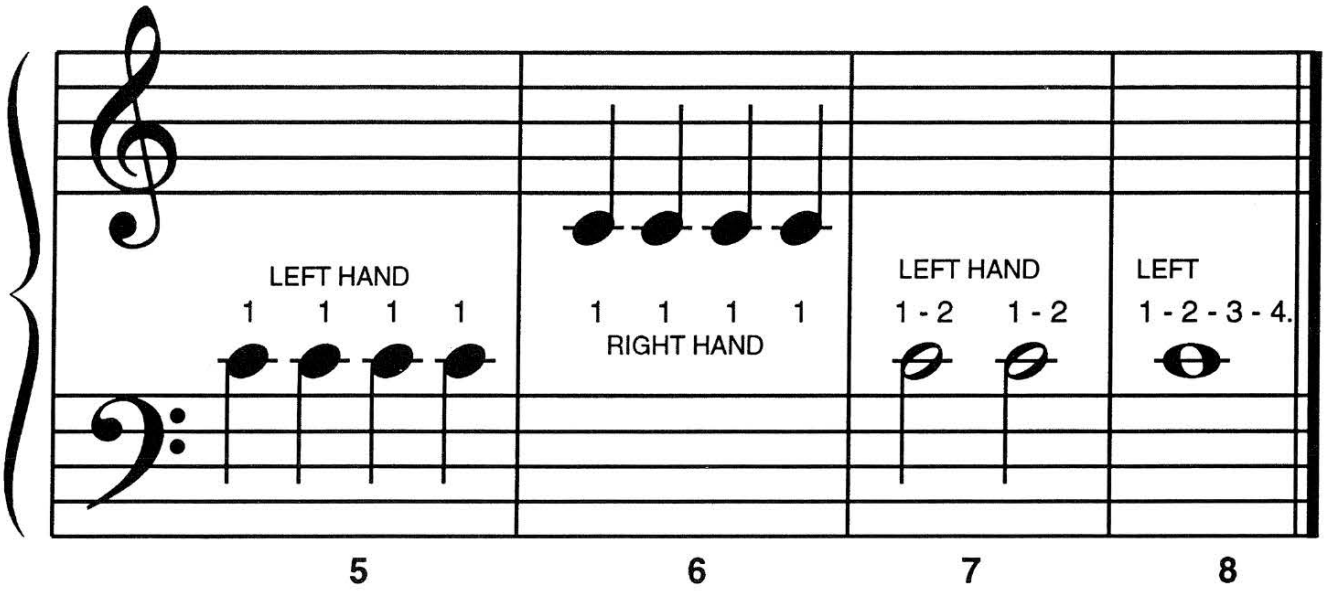

F R E E P I A N O M E T H O D . C O M
Although Mayron Cole owns the copyright to this page, she is granting permission to copy it **only** under the following condition: Teachers and students may print this page at home, school, or at their local print shop; and teachers and students may download, view, copy and/or share this page digitally.

The
MAYRON COLE PIANO METHOD

FUN SHEET

THE BROKEN CLOCK©



1. When seated at the piano, be sure that your nose is always in front of Middle C. _____ (yes or no?)

2. There are two FERMATAS in THE BROKEN CLOCK. Fermatas look like " 𝄐 " or " 𝄒 ." FERMATAS mean that you must HOLD THE KEY DOWN A LITTLE LONGER. Draw three FERMATAS: 𝄐 _____ _____ _____.

3. When notes are written directly above or below each other they are played at exactly the same time. Look at this measure from THE BROKEN CLOCK. What two notes play at the same time? _____ & _____

Measure 9



4. Which hand plays C? _____ (right or left?)

   Which hand plays D? _____ (right or left?)

   When you go to the keyboard, play these notes for your teacher. Can you strike C & D AT THE SAME TIME? _____ (yes or no?) Use any finger, but be sure that you use the CORRECT HAND!

WHAT IS THIS MYSTERIOUS "HALF A BOX"? Turn to ITEM # 7 on page 50 for the answer!

FREEPIANOMETHOD.COM
Although Mayron Cole owns the copyright to this page, she is granting permission to copy it **only** under the following condition: Teachers and students may print this page at home, school, or at their local print shop; and teachers and students may download, view, copy and/or share this page digitally.

CREATED BY
MAYRON COLE

THE BROKEN CLOCK

(BOTH-HANDS MUSIC)

(orchestrated accompaniment has an 8 beat count-in)



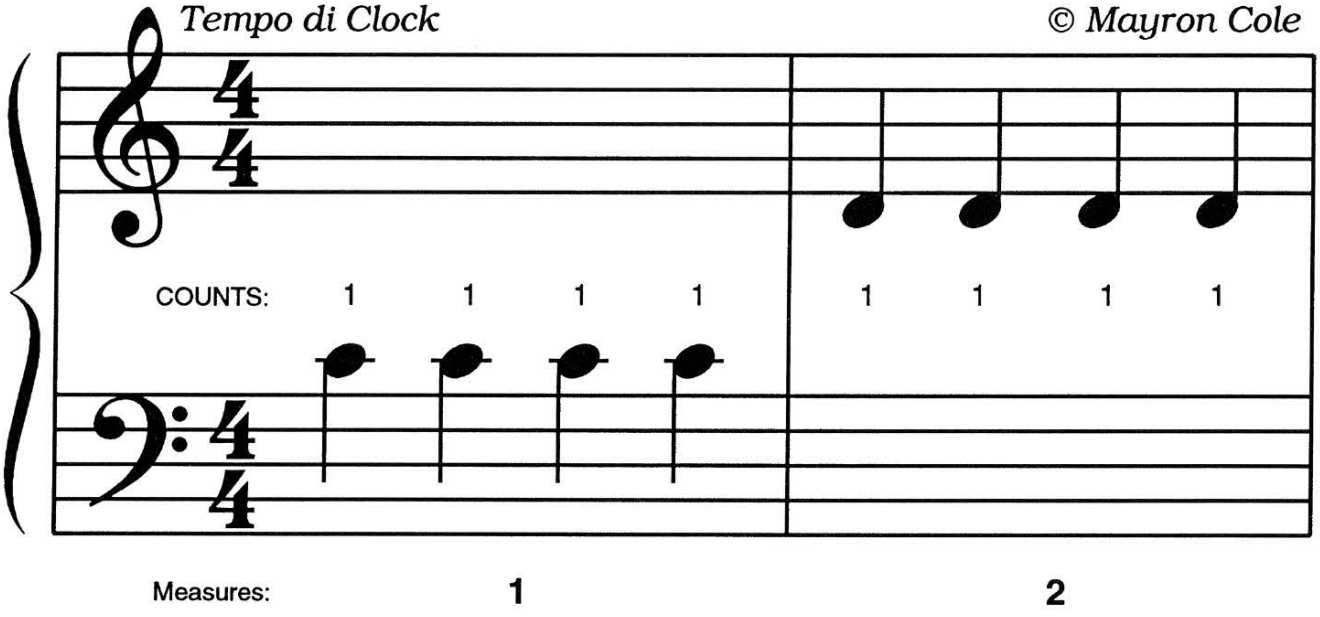



FREEPIANOMETHOD.COM
Although Mayron Cole owns the copyright to this page, she is granting permission to copy it **only** under the following condition: Teachers and students may print this page at home, school, or at their local print shop; and teachers and students may download, view, copy and/or share this page digitally.







F R E E P I A N O M E T H O D . C O M
Although Mayron Cole owns the copyright to this page, she is granting permission to copy it **only** under the following condition: Teachers and students may print this page at home, school, or at their local print shop; and teachers and students may download, view, copy and/or share this page digitally.

5. There are many TWO-EIGHTHS in THE BROKEN CLOCK. Write the counts below these notes. Then, with your teacher, TAP and COUNT the notes aloud on a C, E, or G key (any octave):



COUNTS:
1 1 +



6. Play the above rhythm pattern using BOTH HANDS at the SAME TIME! Play C with one hand and E with the other hand. Play any octave that you like.

7. There is a PEDAL MARK," ⌊_____⌋ ," in THE BROKEN CLOCK. The PEDAL MARK tells you to push the RIGHT PEDAL with your RIGHT FOOT. (Keep your HEEL on the floor!) Circle the PEDAL MARK at the end of THE BROKEN CLOCK on page 49.

DO YOU KNOW?

Place the correct number from the second column on the blank beside its corresponding symbol in the first column.

A.  _____.

B.  _____.

C.  _____.

D.  _____.

1. DOUBLE BAR-LINE: Means, "THE END."

2. FERMATA: Means, "Hold the key down a little longer."

3. G-Clef or TREBLE CLEF or HIGH CLEF.

4. F-Clef or BASS CLEF or LOW CLEF.

F R E E P I A N O M E T H O D . C O M
Although Mayron Cole owns the copyright to this page, she is granting permission to copy it **only** under the following condition: Teachers and students may print this page at home, school, or at their local print shop; and teachers and students may download, view, copy and/or share this page digitally.