The
MAYRON COLE PIANO METHOD

FUN SHEET
LEARNING F, G, A, B©

1. The WHITE KEYS on the piano keyboard are named after the first seven letters of the alphabet: A B C D E F G - over & over!



The BLACK KEYS on the keyboard are in groups of TWO's and groups of THREE's. With your teacher find all of the BLACK THREE's on your keyboard.

You should always find particular WHITE KEYS by feeling for or looking at the BLACK KEYS. Today, you will learn the names of the WHITE KEYS located around the BLACK THREE's.

2. **FINDING F:**



F is on the LEFT.

FINDING B:



B is on the RIGHT.

FINDING G:

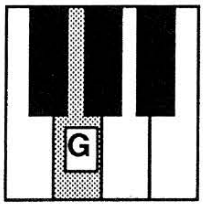

G is BETWEEN the 1st & 2nd BLACK KEYS.

FINDING A:

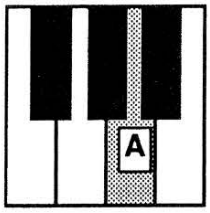

A is BETWEEN the 2nd & 3rd BLACK KEYS.

FREEPIANOMETHOD.COM
Although Mayron Cole owns the copyright to this page, she is granting permission to copy it **only** under the following condition: Teachers and students may print this page at home, school, or at their local print shop; and teachers and students may download, view, copy and/or share this page digitally.

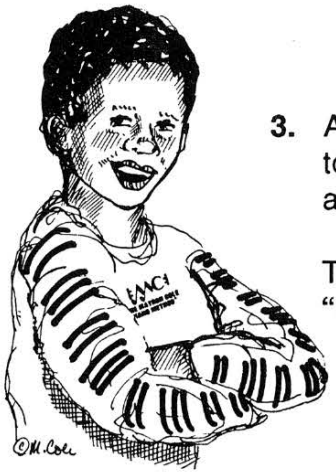

3. A little " ♭ " in your keyboard music on page 27 means to go BACKWARD to the very next key (black or white) and play THAT KEY instead.

The little " ♭ " is called a "FLAT SIGN"!

On the little keyboard to the right, find B. Then, go BACKWARD to the very next key. Color B-FLAT with your pencil.

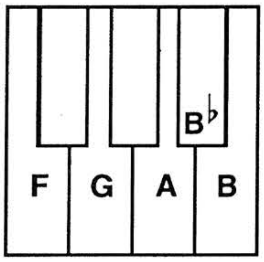

4. A little " ♯ " means to go FORWARD to the very next key (black or white) and play THAT KEY instead.The little " ♯ " is called a "SHARP SIGN"!



On the little keyboard to the right, find F and go FORWARD to the very next key. Color F-SHARP with your pencil.

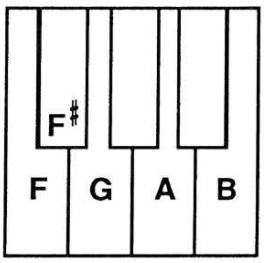

5. A little " ♮ " is called a "NATURAL SIGN," and it cancels a SHARP or a FLAT that was previously written for that note.

F R E E P I A N O M E T H O D . C O M
Although Mayron Cole owns the copyright to this page, she is granting permission to copy it **only** under the following condition: Teachers and students may print this page at home, school, or at their local print shop; and teachers and students may download, view, copy and/or share this page digitally.

THE BUTTERFLY

(orchestrated accompaniment has an 8 beat count-in)

© *Mayron Cole*

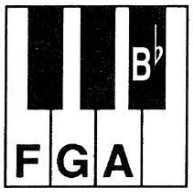



COUNT: 1 1 1 1 1 + 1 1 1

KEY NAME: **F G A F B♭ B♭ A G F**



1 1 1 1 1 1 1 - 2

F G A F G A G





1 1 1 1 1 + 1 1 1

F G A F B♭ B♭ A G F



1 1 1 1 1 + 1 1 - 2.

B♭ A G A F F F F.



F R E E P I A N O M E T H O D . C O M
Although Mayron Cole owns the copyright to this page, she is granting permission to copy it **only** under the following condition: Teachers and students may print this page at home, school, or at their local print shop; and teachers and students may download, view, copy and/or share this page digitally.

CREATED BY
MAYRON COLE

AUTUMN WALTZ

© Mayron Cole

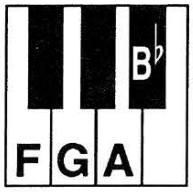

(orchestrated accompaniment has a 6 beat count-in)



COUNT: 1 1 1 1 1 1

KEY NAME: A F F A F F





1 1 1 1 - 2 - 3

G A B♭ A



1 1 1 1 1 1

A F F A F F



1 1 1 1 - 2 - 3.

B♭ A G F.



FREEPIANOMETHOD.COM
Although Mayron Cole owns the copyright to this page, she is granting permission to copy it **only** under the following condition: Teachers and students may print this page at home, school, or at their local print shop; and teachers and students may download, view, copy and/or share this page digitally.

CREATED BY
MAYRON COLE

MARY HAD A LITTLE LAMB

© Mayron Cole



(orchestrated accompaniment has an 8 beat count-in)



COUNT: 1 1 1 1 1 1 1 - 2

KEY NAME: **A G F G A A A**

Ma- ry had a lit- tle lamb-----



1 1 1 - 2 1 1 1 - 2

G G G A C C

lit- tle lamb----- lit- tle lamb-----.



1 1 1 1 1 1 1 1

A G F G A A A A

Ma- ry had a lit- tle lamb. Its



1 1 1 1 1 - 2 - 3 - 4.

G G A G F.

fleece was white as snow!

Silly Mary

© Mayron Cole

Mary had a little lamb.
Its fleas wuz white as snow!
And, everywhere that sweet lamb went,
Them fleas would also go!!





FREEPIANOMETHOD.COM
Although Mayron Cole owns the copyright to this page, she is granting permission to copy it **only** under the following condition: Teachers and students may print this page at home, school, or at their local print shop; and teachers and students may download, view, copy and/or share this page digitally.

SEPTEMBER MORNING



© *Mayron Cole*

(orchestrated accompaniment has a 6 beat count-in)





COUNT: 1 1 1 1 1 1

KEY NAME: **D B G D B G**

1 1 1 1 - 2 1

A B C B A

1 1 1 1 1 1

D B G D B G

1 1 1 1 - 2 - 3.

C B A G.

This KEYBOARD MUSIC may be played on any G, A, B, C, D on the piano. Either hand or both hands may be used. Any fingering is acceptable on KEYBOARD MUSIC. Arrange your own piece. BE CREATIVE! IT'S FUN!

F R E E P I A N O M E T H O D . C O M
Although Mayron Cole owns the copyright to this page, she is granting permission to copy it **only** under the following condition: Teachers and students may print this page at home, school, or at their local print shop; and teachers and students may download, view, copy and/or share this page digitally.

The
MAYRON COLE PIANO METHOD

FUN SHEET

REVIEW A, B, C, D, E, F, G, AND COUNTING©



1. Write the LETTER NAME of each key below the keys that are marked with a " ● ."



LETTER NAME: F ___ ___ ___ ___ ___ ___ ___ ___ ___ ___



C ___ ___ ___ ___ ___ ___ ___ ___ ___ ___ ___.

FREEPIANOMETHOD.COM
Although Mayron Cole owns the copyright to this page, she is granting permission to copy it **only** under the following condition: Teachers and students may print this page at home, school, or at their local print shop; and teachers and students may download, view, copy and/or share this page digitally.

2. WRITE THE COUNTS BELOW THE FOLLOWING NOTES. A quarter note receives one beat.



COUNTS: **1 - 2 - 3 - 4** _____ _____ _____ _____.

3. DRAW A NOTE THAT MATCHES THE GIVEN COUNTS:

NOTE: _____ _____ _____ _____ _____ _____ _____.

1 **1 - 2 - 3** **1** **+** **1 - 2 - 3 - 4** **1 - 2**

DO YOU KNOW?



A. A SHARP SIGN, ♯, means to go _____to the very next key
(forward or backward?)
(either a black or a white key).

B. A NATURAL SIGN, ♮, cancels a sharp or a flat. _____
(yes or no?)

C. A FLAT SIGN, ♭, means to go _____to the very next key
(forward or backward?)
(either a black or a white key).

HOW WELL DID YOU DO?_____

YEA!!

F R E E P I A N O M E T H O D . C O M
Although Mayron Cole owns the copyright to this page, she is granting permission to copy it **only** under the following condition: Teachers and students may print this page at home, school, or at their local print shop; and teachers and students may download, view, copy and/or share this page digitally.