The
MAYRON COLE PIANO METHOD

FUN SHEET
LEARNING C, D, & E©

1. The WHITE KEYS on the piano keyboard are named after the first seven letters in the alphabet:
A B C D E F G - over & over!

The BLACK KEYS on the piano keyboard are in groups of TWO's & THREE's. With your teacher, find all of the "BLACK TWO's." Then find all of the "BLACK THREE's."



Specific WHITE KEYS are located in relation to the BLACK KEYS. Today, you will learn the names of the WHITE KEYS located around the BLACK TWO's.

FINDING D:

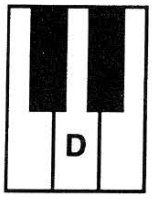

D is in the MIDDLE.

FINDING C:

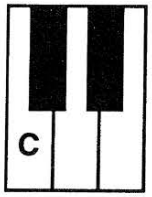

C is on the LEFT.

FINDING E:

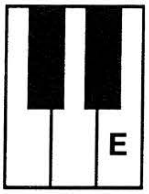

E is on the RIGHT.

2. NOTE SOUP!
As fast as you can, find all of the C's on your keyboard; all of the E's; all of the D's.

YEA!

F R E E P I A N O M E T H O D . C O M
Although Mayron Cole owns the copyright to this page, she is granting permission to copy it **only** under the following condition: Teachers and students may print this page at home, school, or at their local print shop; and teachers and students may download, view, copy and/or share this page digitally.

3. Here is a fun song for you to play on your keyboard. It goes like this:

KEYS: 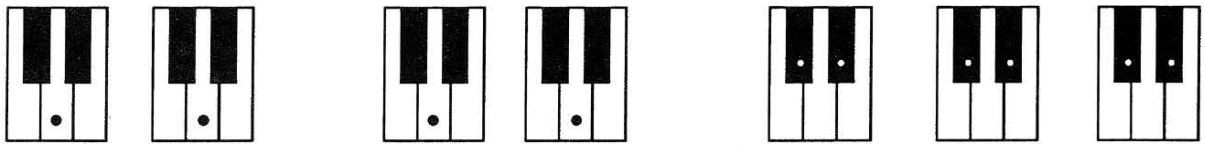

SING: "'D'" is for the doggie with the TWO BLACK EARS!"

You may play this song on all of the D's on your keyboard. Play the song many times.

4. Now, draw a DOG with TWO BLACK EARS below. Always look for the TWO BLACK EARS when you want to play "D."

YOU DRAW IT!



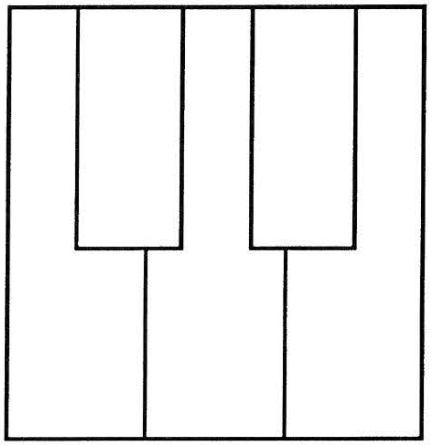

5. REVIEW:

(a.) This key,  , is _____.

(b.) This,  , is _____.

(c.) This,  , is _____.

F R E E P I A N O M E T H O D . C O M
Although Mayron Cole owns the copyright to this page, she is granting permission to copy it **only** under the following condition: Teachers and students may print this page at home, school, or at their local print shop; and teachers and students may download, view, copy and/or share this page digitally.

The
MAYRON COLE PIANO METHOD

FUN SHEET

LEARNING C, D, & E© - REVIEW

1. The WHITE KEYS on the keyboard are named after the first SEVEN LETTERS in the alphabet: What are they? _____ _____ _____ _____ _____ _____ _____

2. Look at the keyboard below. Above all of the BLACK TWO's write a "2." Above all of the BLACK THREE's write a "3."



3. On the keyboard above, write "D" on all of the D's. How many D's did you find? _____

   Write "C" on all of the C's. How many did you find? _____

   Write "E" on all of the E's. How many did you find? _____

4. Now that you know the locations of C, D, & E on the keyboard, you are ready to learn to COUNT MUSIC NOTES in RHYTHM on the next lesson.

5. HOMEWORK ASSIGNMENT: Every day, find all of the C's, D's, and E's on your keyboard; find them as quickly as you can using the black 2's to guide you.



F R E E P I A N O M E T H O D . C O M
Although Mayron Cole owns the copyright to this page, she is granting permission to copy it **only** under the following condition: Teachers and students may print this page at home, school, or at their local print shop; and teachers and students may download, view, copy and/or share this page digitally.

DO YOU KNOW?

Place the correct number from the second column on the blank beside its corresponding definition or symbol:

A. The names of the

WHITE KEYS _____

B. C _____

C. D _____

D. E _____

1. 

2. A, B, C, D, E, F, G

3. 

4. 



FREEPIANOMETHOD.COM
Although Mayron Cole owns the copyright to this page, she is granting permission to copy it **only** under the following condition: Teachers and students may print this page at home, school, or at their local print shop; and teachers and students may download, view, copy and/or share this page digitally.

THE TICKING CLOCK

© Mayron Cole

(orchestrated accompaniment has an 8 beat count-in)



Use any fingers
on either hand!
Play any octave!
Create your own
arrangement!



COUNT: 1 1 1 1 1 1 1 - 2

KEY NAME: **E C E C D D E**





1 1 1 1 1 - 2 - 3 - 4

E C E C D



1 1 1 1 1 1 1 - 2

E C E C D D E



1 1 1 1 1 1 1 - 2.

E E D D C C C.



FREEPIANOMETHOD.COM
Although Mayron Cole owns the copyright to this page, she is granting permission to copy it **only** under the following condition: Teachers and students may print this page at home, school, or at their local print shop; and teachers and students may download, view, copy and/or share this page digitally.

CREATED BY
MAYRON COLE

SCHOOL BELLS

© Mayron Cole

(orchestrated accompaniment has an 8 beat count-in)



Use any fingers
on either hand!
Play any octave!
Create your own
arrangement!



COUNT: 1 1 1 1 1 1 1 - 2

KEY NAME: **E C D D E C D**

BONG!
BONG!



1 1 1 1 1 1 1 - 2

E C D D E D C



1 1 1 - 2 1 1 1 - 2

D D E D D E



1 1 1 1 1 1 1 - 2.

E D C C E D C.



FREEPIANOMETHOD.COM
Although Mayron Cole owns the copyright to this page, she is granting permission to copy it **only** under the following condition: Teachers and students may print this page at home, school, or at their local print shop; and teachers and students may download, view, copy and/or share this page digitally.

GREEN TOAD BOOGIE

© *Mayron Cole*

(orchestrated accompaniment has an 8 beat count-in)

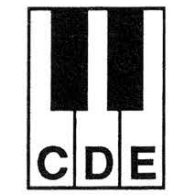

Use any fingers
on either hand!
Play any octave!
Create your own
arrangement!





COUNT: 1 1 1 1 1 1 1 - 2

KEY NAME: **C E C E D D E**



1 1 1 1 1 - 2 1 - 2

C E C E D D



1 1 1 1 1 1 1 - 2

C E C E D D E



1 1 1 1 1 1 1 - 2.

E C D D E C C.

F R E E P I A N O M E T H O D . C O M
Although Mayron Cole owns the copyright to this page, she is granting permission to copy it **only** under the following condition: Teachers and students may print this page at home, school, or at their local print shop; and teachers and students may download, view, copy and/or share this page digitally.

CREATED BY
MAYRON COLE

YELLOW DAISIES

© Mayron Cole



(orchestrated accompaniment has a 6 beat count-in)

Wistfully



COUNT: 1 - 2 1 1 - 2 1 1 - 2 1 1 - 2 - 3

KEY NAME: **E D E D E D C**



1 - 2 1 1 - 2 1 1 - 2 1 1 - 2 - 3

D E D E C D E



1 - 2 1 1 - 2 1 1 - 2 1 1 - 2 - 3

E D E D E D C



1 - 2 1 1 - 2 1 1 - 2 1 1 - 2 - 3.

D E D E C E C.



* This is a FERMATA. It means to hold the note a little longer.

FREEPIANOMETHOD.COM
Although Mayron Cole owns the copyright to this page, she is granting permission to copy it **only** under the following condition: Teachers and students may print this page at home, school, or at their local print shop; and teachers and students may download, view, copy and/or share this page digitally.