THEORY FUN SHEET

CAN YOU DRAW THE NOTES?

A WHOLE NOTE LOOKS LIKE THIS: 𝅝

NOW YOU TRY...

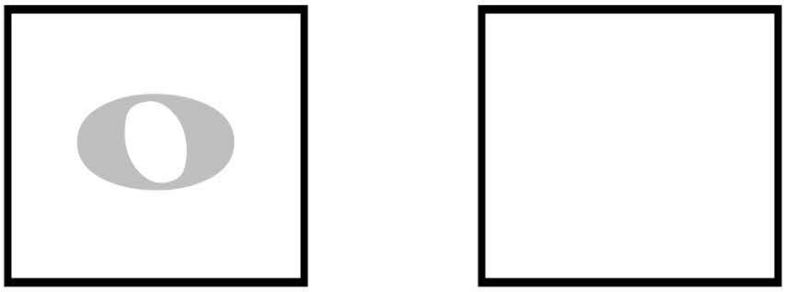

Trace this one ... then draw one by yourself.

A QUARTER NOTE LOOK LIKE THIS: ♩

NOW YOU TRY...

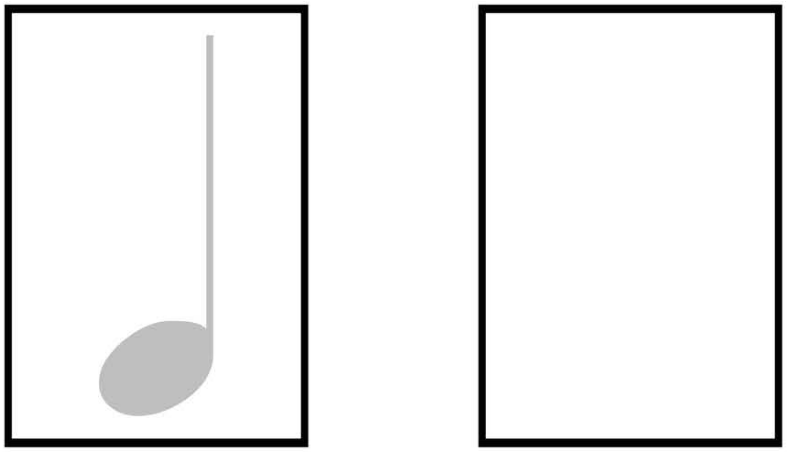

Trace this ... then draw one by yourself.



Color the picture.

FREEPIANOMETHOD.COM
Although Mayron Cole owns the copyright to this page, she is granting permission to copy it **only** under the following condition: Teachers and students may print this page at home, school, or at their local print shop; and teachers and students may download, view, copy and/or share this page digitally.

CREATED BY
MAYRON COLE

THEORY FUN SHEET

CAN YOU DRAW THE NOTES?

DRAW THE NOTE THAT YOU HOLD DOWN FOR 4 BEATS.
(COUNT : 1 - 2 - 3 - 4)

THEN DRAW 4 MORE WHOLE NOTES:



Color the picture.

DRAW THE NOTE THAT YOU HOLD DOWN FOR 3 BEATS.
(COUNT : 1 - 2 - 3)

THEN DRAW 4 MORE DOTTED HALF NOTES:

F R E E P I A N O M E T H O D . C O M
Although Mayron Cole owns the copyright to this page, she is granting permission to copy it **only** under the following condition: Teachers and students may print this page at home, school, or at their local print shop; and teachers and students may download, view, copy and/or share this page digitally.

THEORY FUN SHEET

CAN YOU DRAW THE NOTES?



Color the picture.

A HALF NOTE LOOKS LIKE THIS:

NOW YOU TRY...



Trace this one ... then draw one by yourself.

TWO-EIGHTH NOTES LOOK LIKE THIS: 

NOW YOU TRY...



Trace these ... then draw a set by yourself.

F R E E P I A N O M E T H O D . C O M
Although Mayron Cole owns the copyright to this page, she is granting permission to copy it **only** under the following condition: Teachers and students may print this page at home, school, or at their local print shop; and teachers and students may download, view, copy and/or share this page digitally.

THEORY FUN SHEET

WITH YOUR FAVORITE COLOR, DRAW A CIRCLE AROUND EACH QUARTER NOTE.

A QUARTER NOTE LOOKS LIKE THIS: ♩

WITH ANOTHER FAVORITE COLOR, DRAW A CIRCLE AROUND EACH SET OF TWO-EIGHTH NOTES.

TWO-EIGHTH NOTES LOOK LIKE THIS: ♫





Color the picture.

FREEPIANOMETHOD.COM
Although Mayron Cole owns the copyright to this page, she is granting permission to copy it **only** under the following condition: Teachers and students may print this page at home, school, or at their local print shop; and teachers and students may download, view, copy and/or share this page digitally.

THEORY FUN SHEET

CAN YOU DRAW THE NOTES?

DRAW THE NOTE THAT YOU HOLD DOWN FOR 2 BEATS.
(COUNT : 1 - 2)

THEN DRAW 4 MORE HALF NOTES:



Color the picture.

DRAW THE NOTE THAT YOU HOLD DOWN FOR 1 BEAT.
(COUNT : 1)

THEN DRAW 4 MORE QUARTER NOTES:

F R E E P I A N O M E T H O D . C O M
Although Mayron Cole owns the copyright to this page, she is granting permission to copy it **only** under the following condition: Teachers and students may print this page at home, school, or at their local print shop; and teachers and students may download, view, copy and/or share this page digitally.

THEORY FUN SHEET

COLOR ALL OF THE
D KEYS
WITH YOUR FAVORITE COLOR.



"Black 2s"

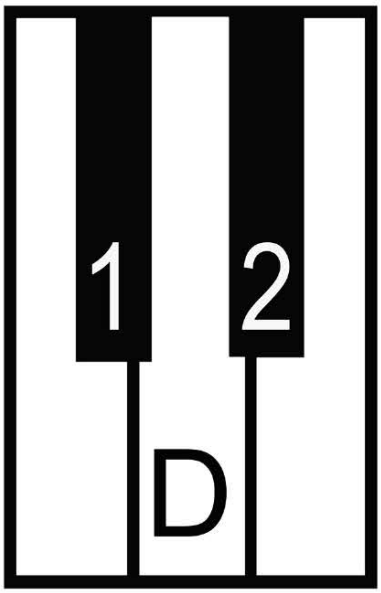

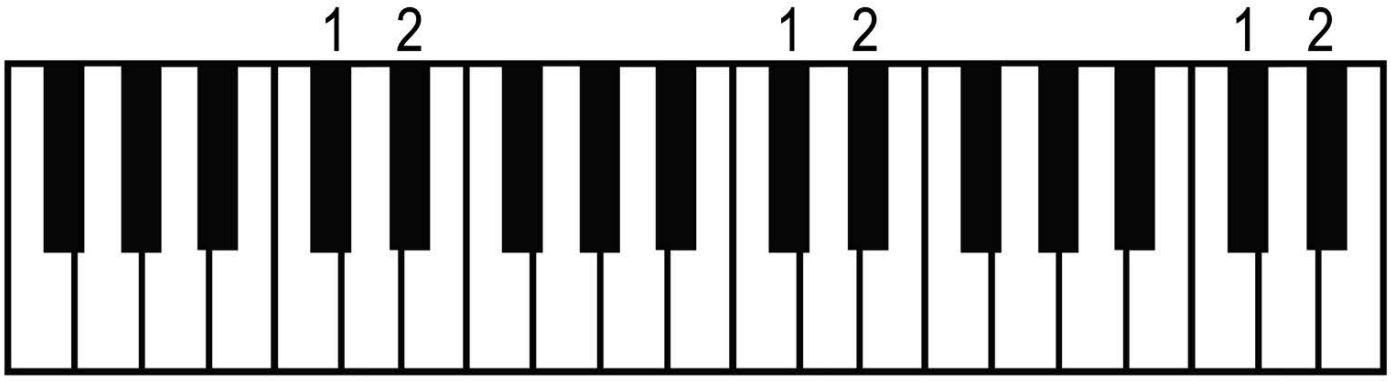

HOW MANY D KEYS ARE THERE? _____

F R E E P I A N O M E T H O D . C O M
Although Mayron Cole owns the copyright to this page, she is granting permission to copy it **only** under the following condition: Teachers and students may print this page at home, school, or at their local print shop; and teachers and students may download, view, copy and/or share this page digitally.

THEORY FUN SHEET

"Black 2s"

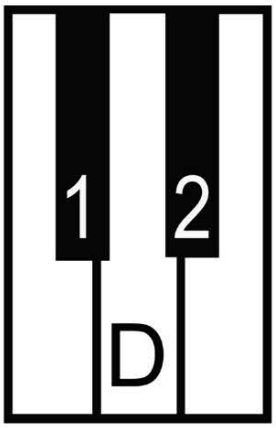

D IS FOR THE DOGGY WITH THE 2 BLACK EARS! FIND AND PLAY ALL OF THE D KEYS ON YOUR PIANO.

HOW MANY D KEYS ARE ON YOUR PIANO? ____



Color the picture.

FREEPIANOMETHOD.COM
Although Mayron Cole owns the copyright to this page, she is granting permission to copy it **only** under the following condition: Teachers and students may print this page at home, school, or at their local print shop; and teachers and students may download, view, copy and/or share this page digitally.

THEORY FUN SHEET

COLOR ALL OF THE E KEYS WITH YOUR FAVORITE COLOR.
COLOR ALL OF THE C KEYS WITH ANOTHER FAVORITE COLOR.
COLOR ALL OF THE D KEYS WITH ANOTHER FAVORITE COLOR.



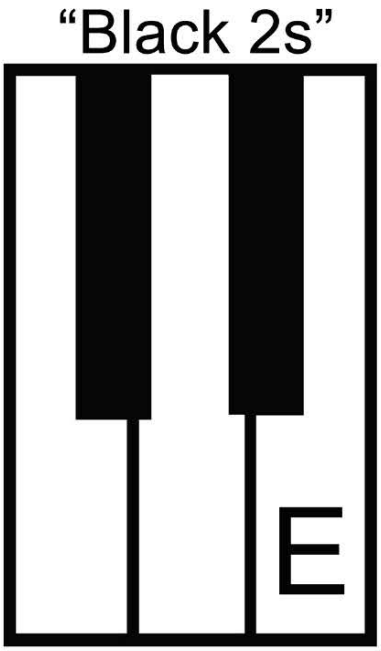

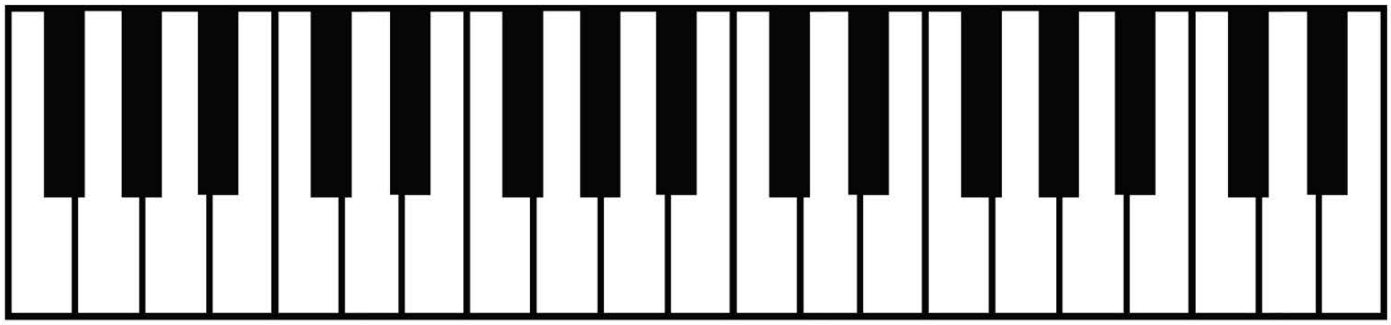

HOW MANY E KEYS ARE THERE? _____

F R E E P I A N O M E T H O D . C O M
Although Mayron Cole owns the copyright to this page, she is granting permission to copy it **only** under the following condition: Teachers and students may print this page at home, school, or at their local print shop; and teachers and students may download, view, copy and/or share this page digitally.

THEORY FUN SHEET

COLOR ALL OF THE C KEY STARS WITH YOUR FAVORITE COLOR. NEXT, COLOR ALL OF THE D KEY STARS WITH ANOTHER FAVORITE COLOR.



HOW MANY C KEY STARS ARE THERE? ____

HOW MANY D KEY STARS ARE THERE? ____



F R E E P I A N O M E T H O D . C O M
Although Mayron Cole owns the copyright to this page, she is granting permission to copy it **only** under the following condition: Teachers and students may print this page at home, school, or at their local print shop; and teachers and students may download, view, copy and/or share this page digitally.

THEORY FUN SHEET

DRAW A LINE FROM EACH LETTER TO ITS CORRECT KEY ON THE LITTLE KEYBOARD.




C
D
C
D
C
D

THEORY FUN SHEET

COLOR ALL OF THE C KEY BUTTERFLIES WITH YOUR FAVORITE COLOR. NEXT, COLOR ALL OF THE D KEY BUTTERFLIES WITH ANOTHER FAVORITE COLOR. THEN, COLOR ALL OF THE E KEY BUTTERFLIES WITH ANOTHER FAVORITE COLOR.

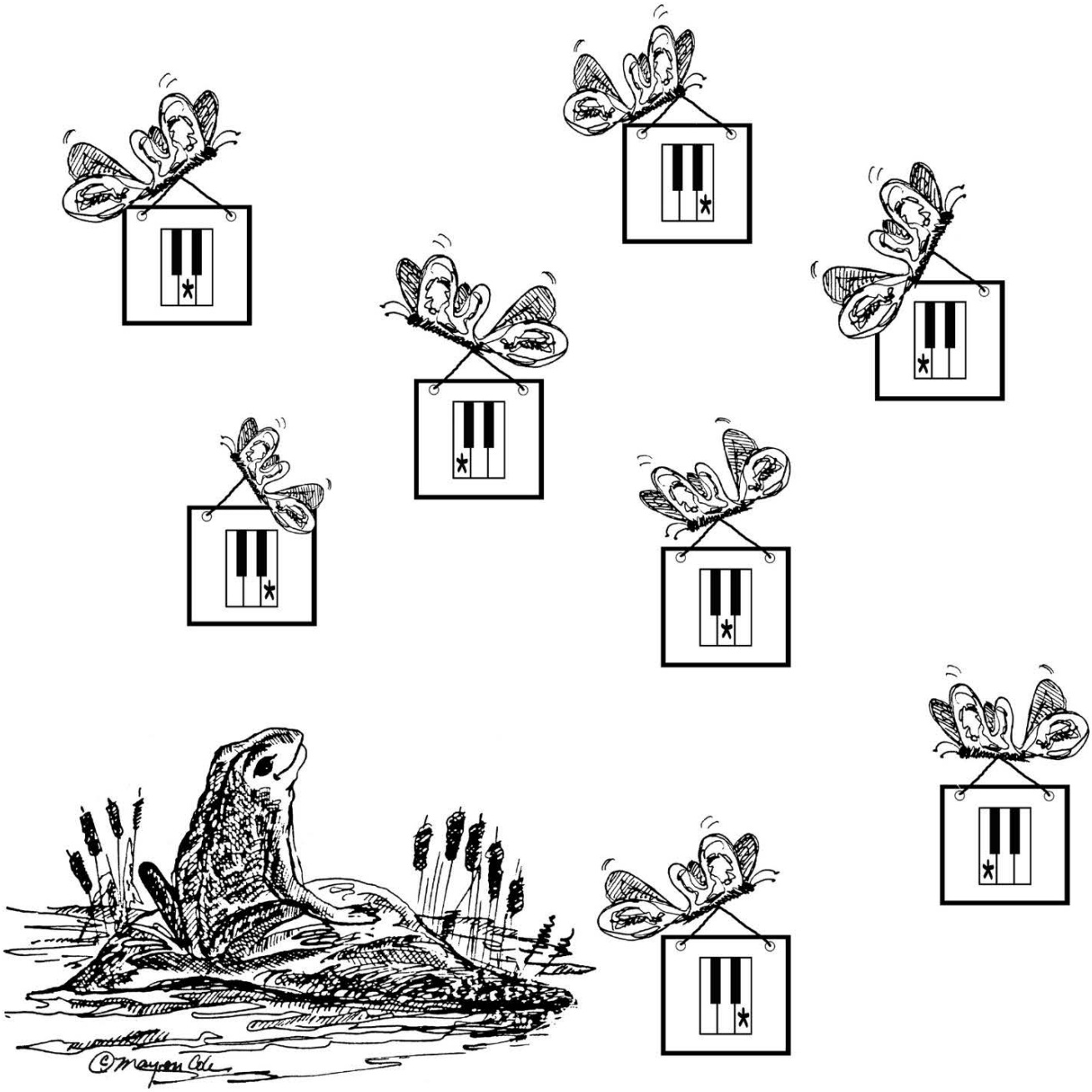

F R E E P I A N O M E T H O D . C O M
Although Mayron Cole owns the copyright to this page, she is granting permission to copy it **only** under the following condition: Teachers and students may print this page at home, school, or at their local print shop; and teachers and students may download, view, copy and/or share this page digitally.

THEORY FUN SHEET

DRAW A LINE FROM EACH LETTER TO ITS CORRECT KEY ON THE LITTLE KEYBOARD.



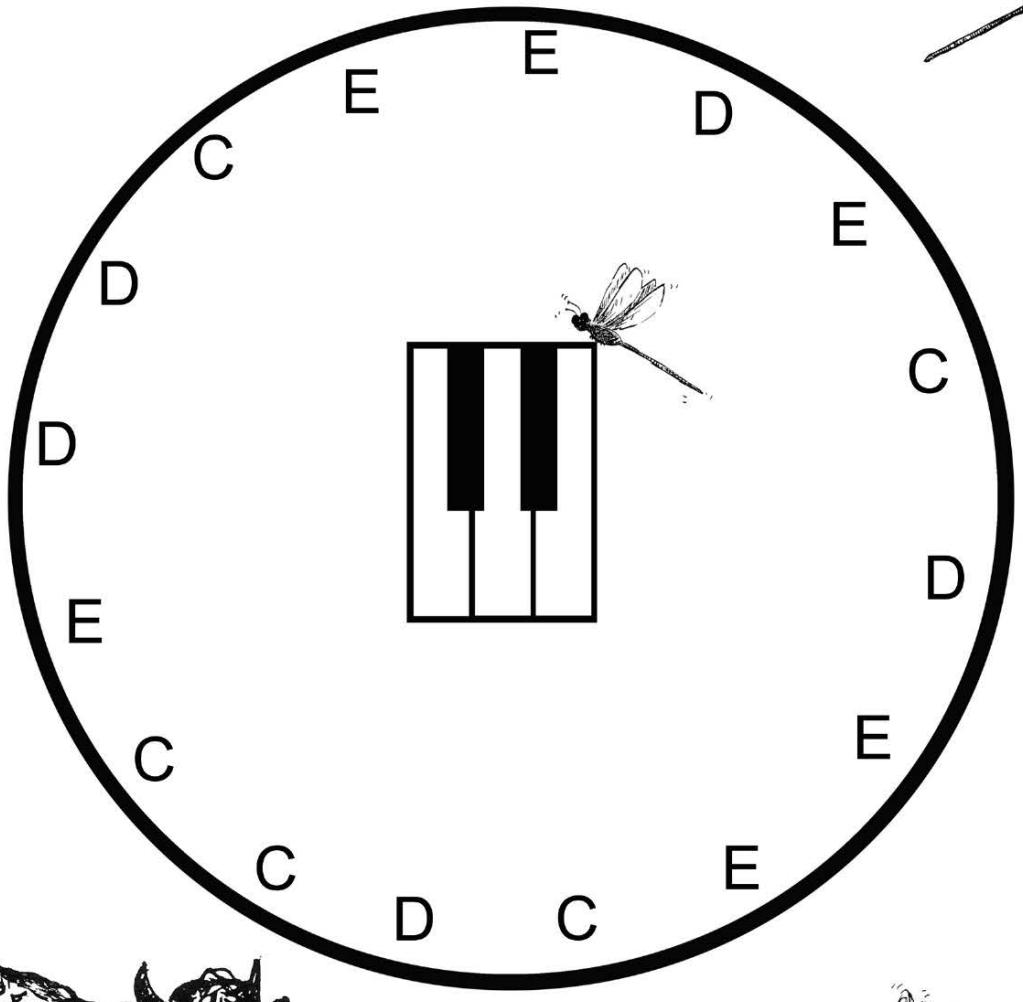





FREEPIANOMETHOD.COM
Although Mayron Cole owns the copyright to this page, she is granting permission to copy it **only** under the following condition: Teachers and students may print this page at home, school, or at their local print shop; and teachers and students may download, view, copy and/or share this page digitally.

THEORY FUN SHEET

FIND YOUR WAY THROUGH THESE NOTES AND KEYS BY CONNECTING THE DOTS CORRECTLY. THE FIRST MOVE HAS BEEN MADE FOR YOU.

start: FIND A HALF NOTE (1 - 2)

NOW FIND A D KEY

NOW FIND A QUARTER NOTE (1)



NOW FIND AN E KEY

NOW FIND A WHOLE NOTE (1 - 2 - 3 - 4)

NOW FIND A C KEY

NOW FIND A DOTTED HALF NOTE (1 - 2 - 3)

finish: NOW COLOR THE PICTURE

F R E E P I A N O M E T H O D . C O M
Although Mayron Cole owns the copyright to this page, she is granting permission to copy it **only** under the following condition: Teachers and students may print this page at home, school, or at their local print shop; and teachers and students may download, view, copy and/or share this page digitally.

THEORY FUN SHEET



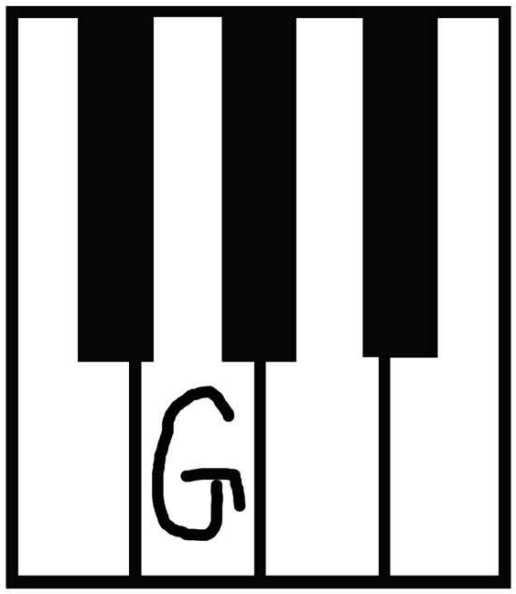

WRITE THE LETTER NAME ON EACH WHITE KEY.

TWO HAVE BEEN DONE FOR YOU.

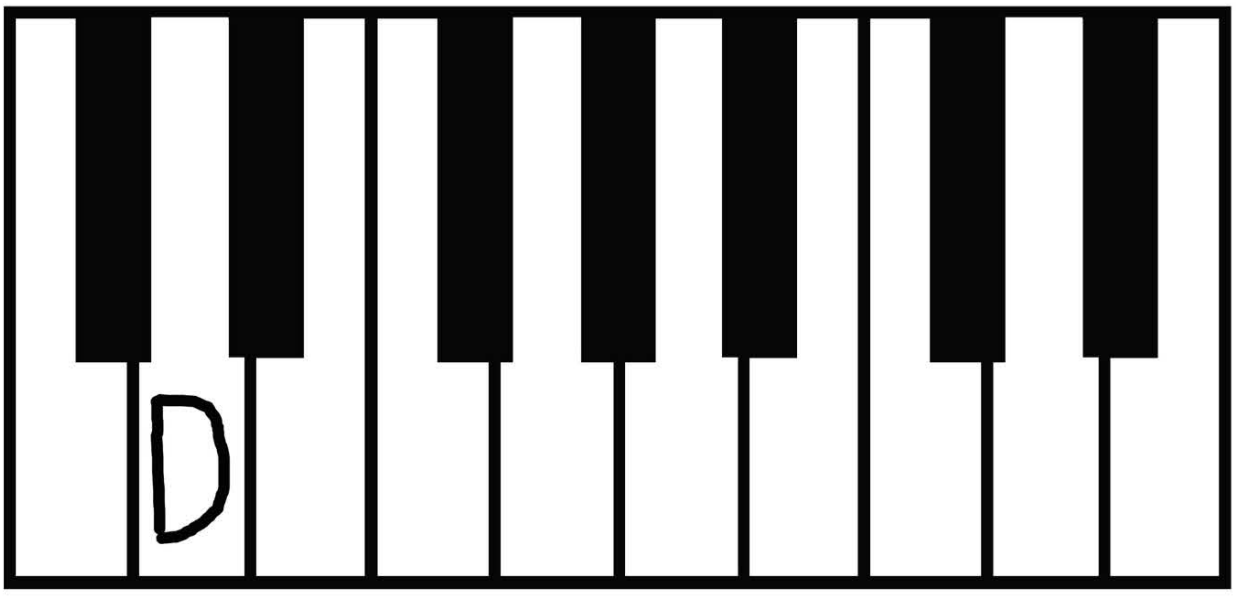

F R E E P I A N O M E T H O D . C O M
Although Mayron Cole owns the copyright to this page, she is granting permission to copy it **only** under the following condition: Teachers and students may print this page at home, school, or at their local print shop; and teachers and students may download, view, copy and/or share this page digitally.

THEORY FUN SHEET

DRAW A LINE FROM EACH LETTER TO ITS CORRECT KEY ON THE LITTLE KEYBOARD.

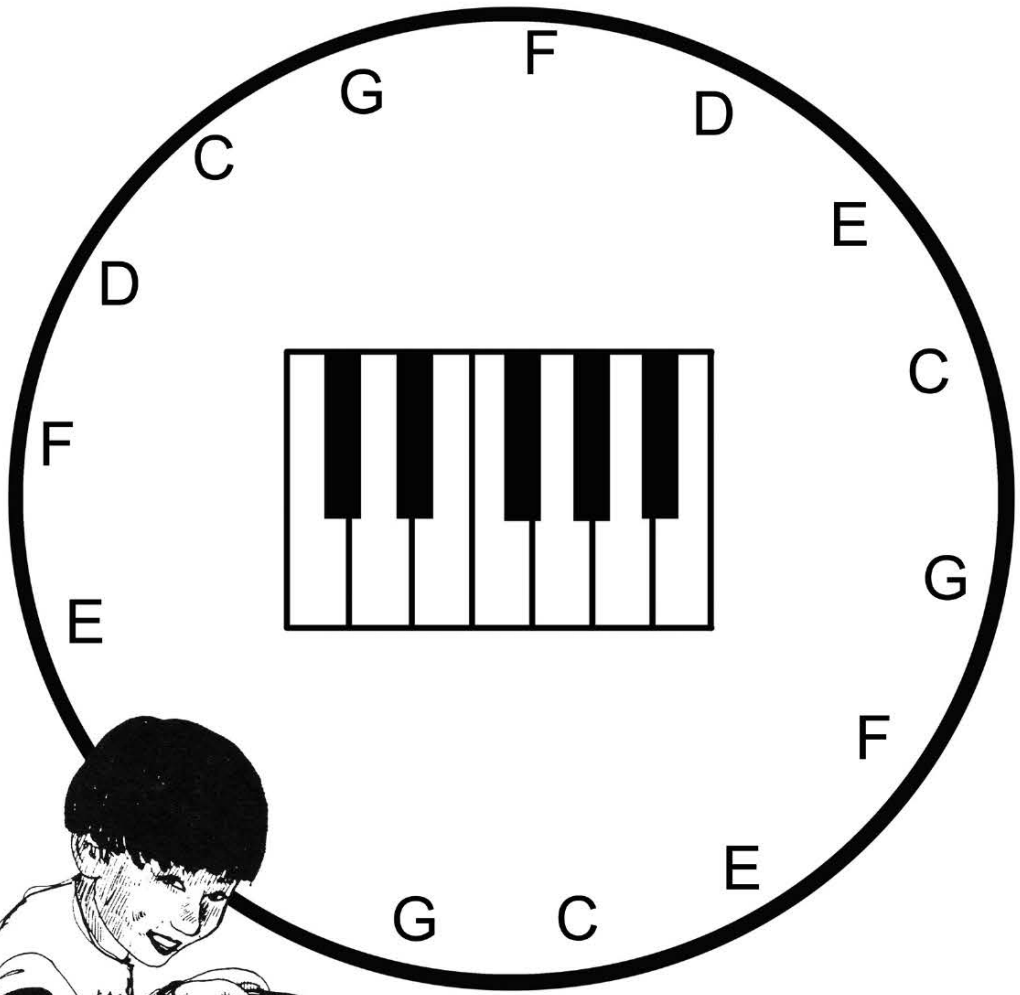



F R E E P I A N O M E T H O D . C O M
Although Mayron Cole owns the copyright to this page, she is granting permission to copy it **only** under the following condition: Teachers and students may print this page at home, school, or at their local print shop; and teachers and students may download, view, copy and/or share this page digitally.

THEORY FUN SHEET

TAKE THE PIG BACK TO THE BARN BY CONNECTING ONLY THE G KEYS. THE FIRST MOVE HAS BEEN MADE FOR YOU.

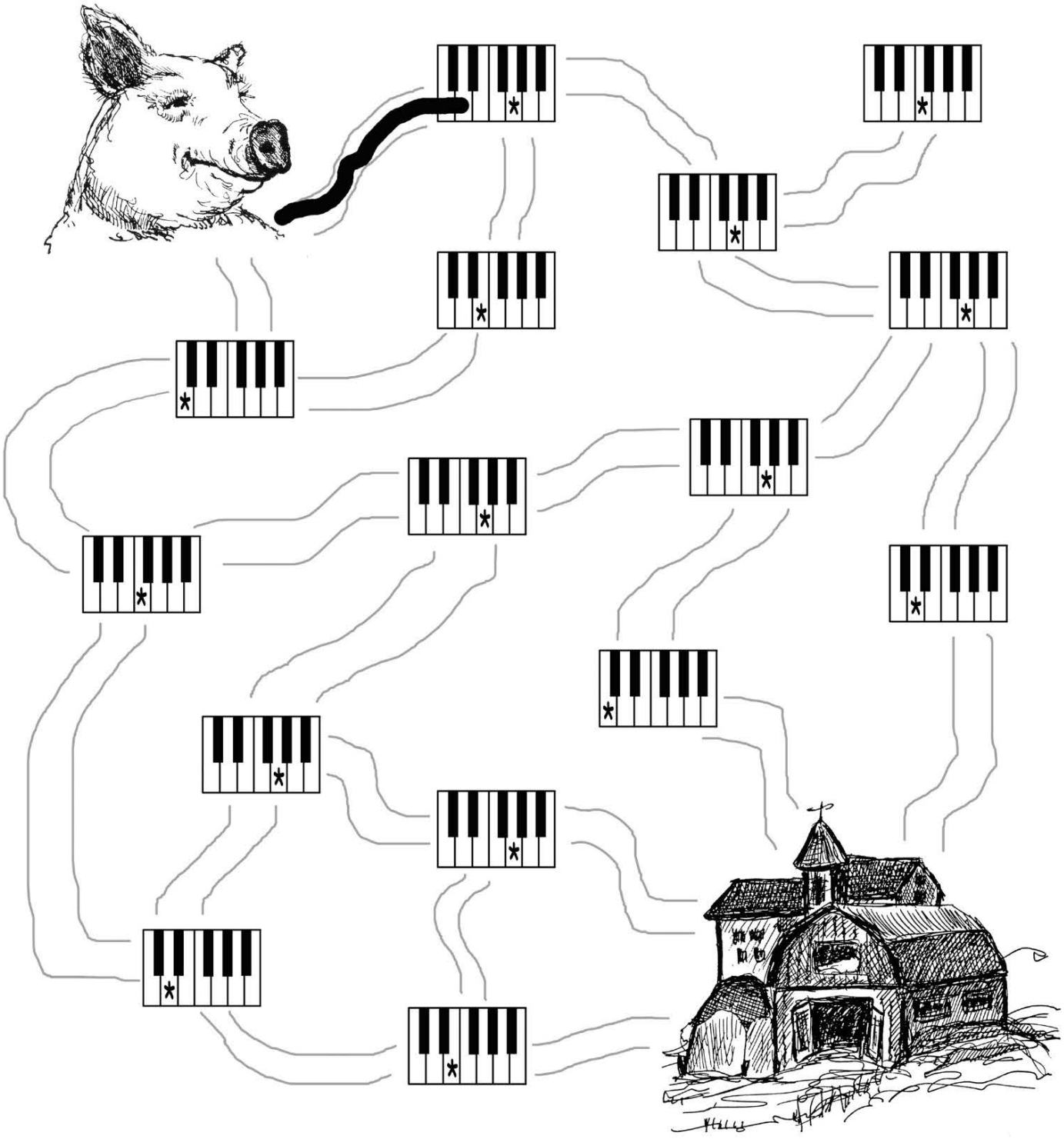

FREEPIANOMETHOD.COM
Although Mayron Cole owns the copyright to this page, she is granting permission to copy it **only** under the following condition: Teachers and students may print this page at home, school, or at their local print shop; and teachers and students may download, view, copy and/or share this page digitally.

THEORY FUN SHEET

COLOR ALL OF THE A KEY CROWS WITH YOUR FAVORITE COLOR. NEXT, COLOR ALL OF THE G KEY CROWS WITH ANOTHER FAVORITE COLOR. THEN, COLOR ALL OF THE F KEY CROWS WITH ANOTHER FAVORITE COLOR.



FREEPIANOMETHOD.COM
Although Mayron Cole owns the copyright to this page, she is granting permission to copy it **only** under the following condition: Teachers and students may print this page at home, school, or at their local print shop; and teachers and students may download, view, copy and/or share this page digitally.

THEORY FUN SHEET

FIND YOUR WAY THROUGH THE MAZE BY CONNECTING THE QUARTER NOTES.
A QUARTER NOTE LOOKS LIKE THIS: ♩



FREEPIANOMETHOD.COM
Although Mayron Cole owns the copyright to this page, she is granting permission to copy it **only** under the following condition: Teachers and students may print this page at home, school, or at their local print shop; and teachers and students may download, view, copy and/or share this page digitally.

THEORY FUN SHEET





THERE ARE

8

HALF NOTES
HIDDEN IN
THIS PICTURE.
A HALF NOTE
LOOKS LIKE THIS:



CIRCLE ALL OF
THE HALF NOTES
WITH A BRIGHT COLOR.
THEN COLOR THE PICTURE.

F R E E P I A N O M E T H O D . C O M
Although Mayron Cole owns the copyright to this page, she is granting permission to copy it **only** under the following condition: Teachers and students may print this page at home, school, or at their local print shop; and teachers and students may download, view, copy and/or share this page digitally.

THEORY FUN SHEET

WITH YOUR FAVORITE COLOR, DRAW 2 CIRCLES AROUND EACH HALF NOTE.

A HALF NOTE LOOKS LIKE THIS: 

WITH ANOTHER FAVORITE COLOR, DRAW A CIRCLE AROUND EACH SET OF TWO-EIGHTH NOTES.

TWO-EIGHTH NOTES LOOK LIKE THIS: 



F R E E P I A N O M E T H O D . C O M
Although Mayron Cole owns the copyright to this page, she is granting permission to copy it **only** under the following condition: Teachers and students may print this page at home, school, or at their local print shop; and teachers and students may download, view, copy and/or share this page digitally.