The MAYRON COLE PIANO METHOD

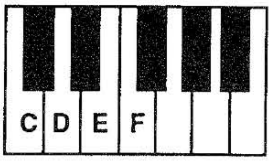

LONG AGO

© Mayron Cole

(orchestrated accompaniment has a 6 beat count-in)

NOT FAST!



COLOR THE PICTURE.

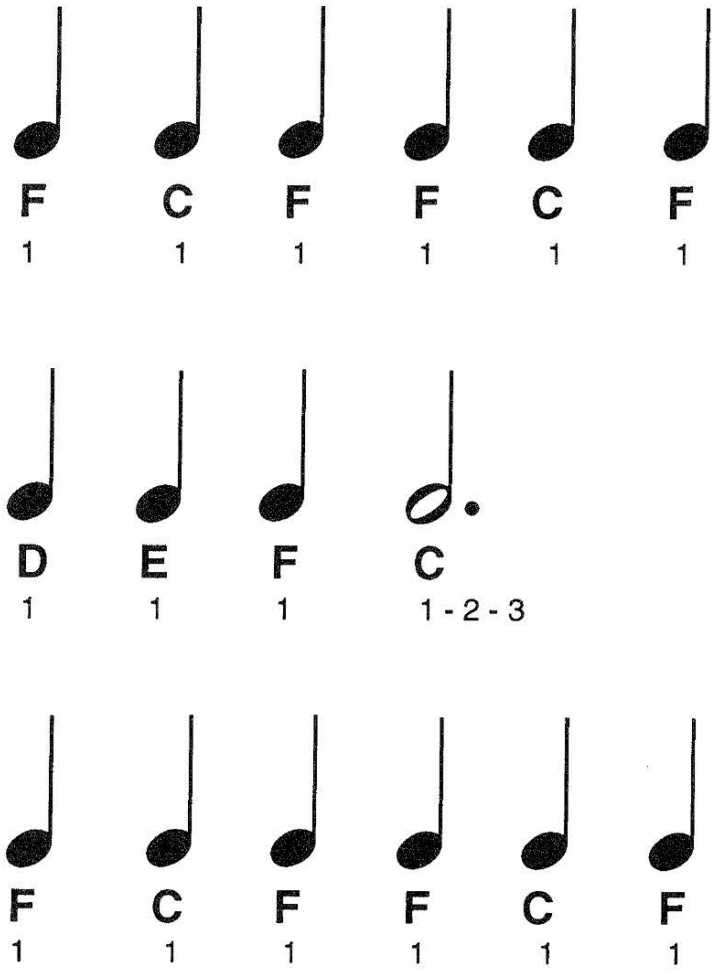

BONUS: Play this piece "double handed" — playing the keys in TWO OCTAVE POSITIONS at the same time. Use both hands!

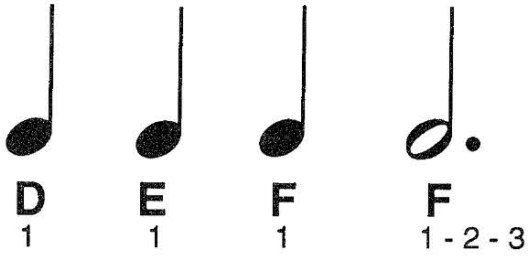

FREEPIANOMETHOD.COM
Although Mayron Cole owns the copyright to this page, she is granting permission to copy it **only** under the following condition: Teachers and students may print this page at home, school, or at their local print shop; and teachers and students may download, view, copy and/or share this page digitally.

DO YOU REMEMBER?

Draw TWO CIRCLES around every HALF NOTE.
Draw THREE CIRCLES around every DOTTED HALF NOTE.
Draw FOUR CIRCLES around every WHOLE NOTE.

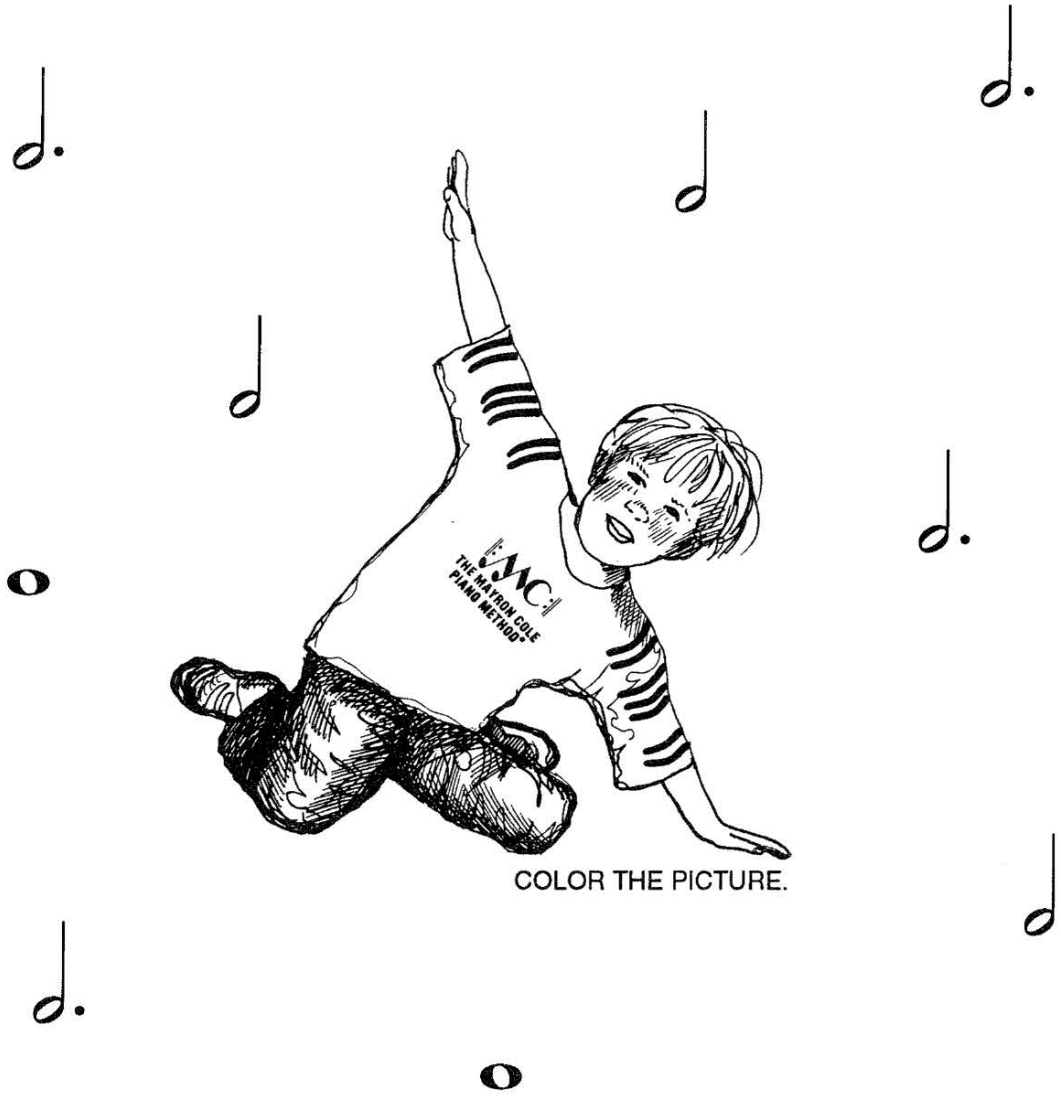

COLOR THE PICTURE.

How well did you do? _____

F R E E P I A N O M E T H O D . C O M
Although Mayron Cole owns the copyright to this page, she is granting permission to copy it **only** under the following condition: Teachers and students may print this page at home, school, or at their local print shop; and teachers and students may download, view, copy and/or share this page digitally.

The MAYRON COLE PIANO METHOD



BUSY BEE

© Mayron Cole



(orchestrated accompaniment has an 8 beat count-in)







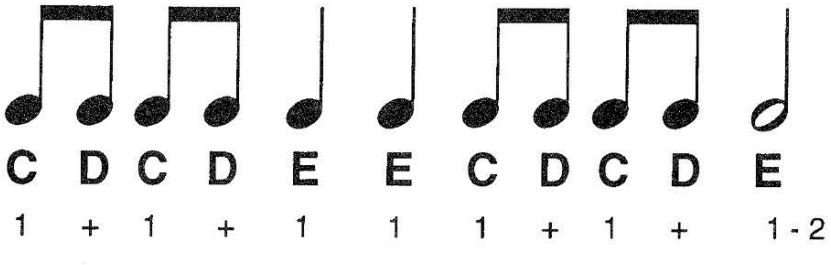



FREEPIANOMETHOD.COM
Although Mayron Cole owns the copyright to this page, she is granting permission to copy it **only** under the following condition: Teachers and students may print this page at home, school, or at their local print shop; and teachers and students may download, view, copy and/or share this page digitally.

PLANT THE FLOWERS!

With a COLORED MARKER, draw stems from the different FLOWERS to the correct POTS to which each flower belongs.

USE A DIFFERENT COLORED MARKER for the THREE DIFFERENT types of NOTE "flowers."



(Color the picture.)

F R E E P I A N O M E T H O D . C O M
Although Mayron Cole owns the copyright to this page, she is granting permission to copy it **only** under the following condition: Teachers and students may print this page at home, school, or at their local print shop; and teachers and students may download, view, copy and/or share this page digitally.