The MAYRON COLE PIANO METHOD

CREATED BY MAYRON COLE

C D E

THE MORNING BIRD

(orchestrated accompaniment has an 8 beat count-in)

© Mayron Cole





FREEPIANOMETHOD.COM
Although Mayron Cole owns the copyright to this page, she is granting permission to copy it **only** under the following condition: Teachers and students may print this page at home, school, or at their local print shop; and teachers and students may download, view, copy and/or share this page digitally.

1. DRAW A LINE FROM EVERY TWO-EIGHTHS BIRD TO ITS CORRECT NEST! DO THE SAME FOR EVERY QUARTER NOTE BIRD.

   THEN, COLOR ALL OF THE TWO-EIGHTH BIRDS with your favorite color. Next, COLOR ALL OF THE QUARTER NOTE BIRDS with another favorite color.

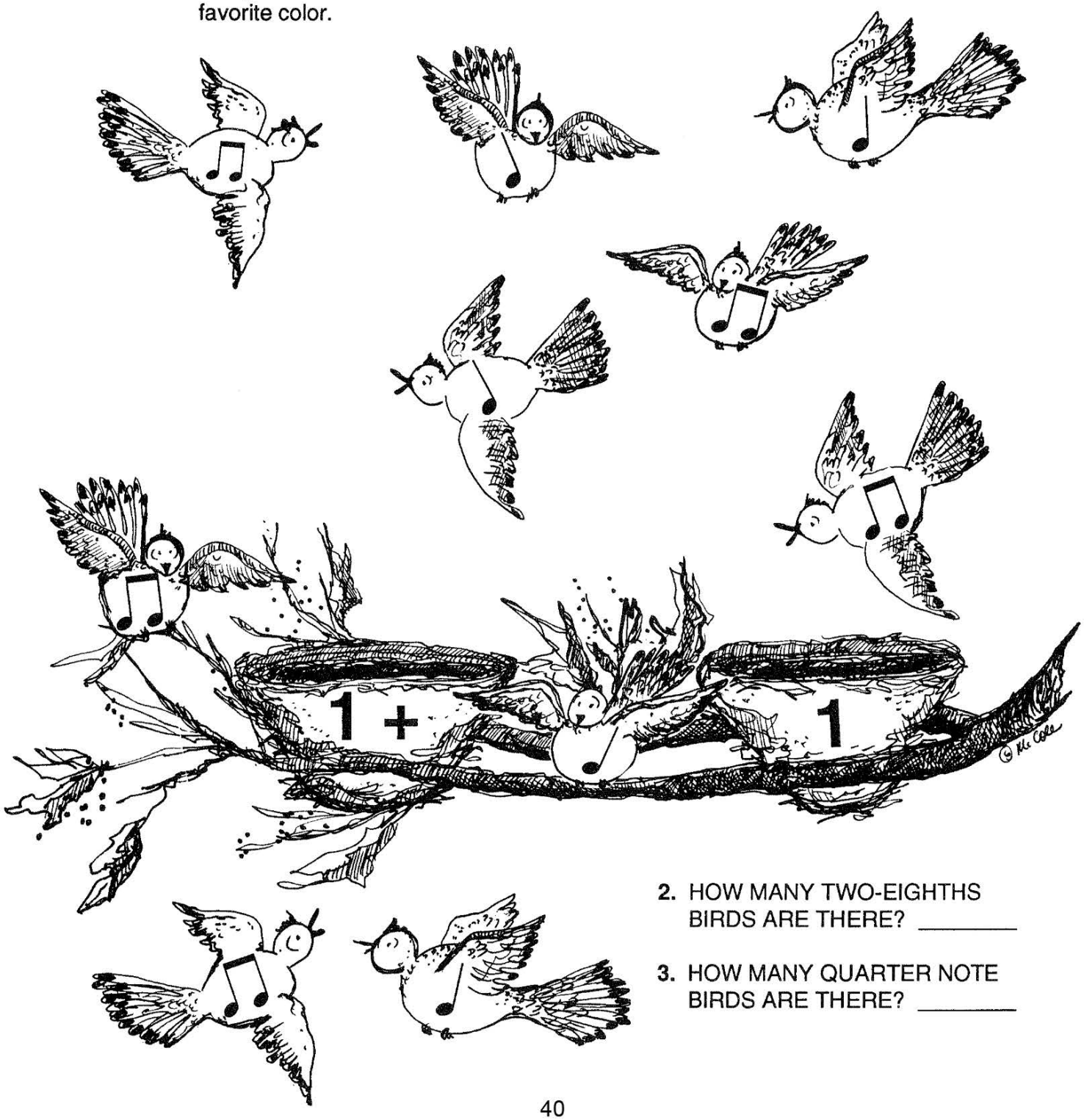

2. HOW MANY TWO-EIGHTHS BIRDS ARE THERE? _____

3. HOW MANY QUARTER NOTE BIRDS ARE THERE? _____

FREEPIANOMETHOD.COM
Although Mayron Cole owns the copyright to this page, she is granting permission to copy it **only** under the following condition: Teachers and students may print this page at home, school, or at their local print shop; and teachers and students may download, view, copy and/or share this page digitally.

The MAYRON COLE PIANO METHOD

CREATED BY MAYRON COLE

C D E

WHITE CLOUDS

(orchestrated accompaniment has a 6 beat count-in)

© Mayron Cole



SING: WHITE	CLOUDS	FLOAT-	ING
E	C	E	C
1 - 2 - 3	1 - 2 - 3	1 - 2 - 3	1 - 2 - 3
HIGH	A-	BOVE	ME!
D	E	C	E
1 - 2 - 3	1 - 2 - 3	1 - 2 - 3	1 - 2 - 3
WHITE	CLOUDS	FLOAT-	ING
E	C	E	C
1 - 2 - 3	1 - 2 - 3	1 - 2 - 3	1 - 2 - 3
IN	THE	SKY!	*(softly)*
D	E	C	C.
1 - 2 - 3	1 - 2 - 3	1 - 2 - 3	1 - 2 - 3.

FREEPIANOMETHOD.COM
Although Mayron Cole owns the copyright to this page, she is granting permission to copy it **only** under the following condition: Teachers and students may print this page at home, school, or at their local print shop; and teachers and students may download, view, copy and/or share this page digitally.

THEORY FUN SHEET

WITH YOUR FAVORITE COLOR, DRAW A CIRCLE AROUND EACH QUARTER NOTE.

A QUARTER NOTE LOOKS LIKE THIS: ♩

WITH ANOTHER FAVORITE COLOR, DRAW TWO CIRCLES AROUND EACH HALF NOTE.

A HALF NOTE LOOKS LIKE THIS: 𝅗𝅥



Color the picture.

FREEPIANOMETHOD.COM
Although Mayron Cole owns the copyright to this page, she is granting permission to copy it **only** under the following condition: Teachers and students may print this page at home, school, or at their local print shop; and teachers and students may download, view, copy and/or share this page digitally.



COLOR ALL OF THE E KEYS.



E

HOW MANY E's did you color? _____

COLOR ALL OF THE C KEYS.



C

HOW MANY C's did you color? _____

COLOR ALL OF THE D KEYS.



D

HOW MANY D's did you color? _____



F R E E P I A N O M E T H O D . C O M
Although Mayron Cole owns the copyright to this page, she is granting permission to copy it **only** under the following condition: Teachers and students may print this page at home, school, or at their local print shop; and teachers and students may download, view, copy and/or share this page digitally.

DRAW A LINE FROM EACH LETTER TO THE CORRECT KEY INSIDE OF THE BICYCLE WHEEL.



COLOR THE PICTURE.

FREEPIANOMETHOD.COM
Although Mayron Cole owns the copyright to this page, she is granting permission to copy it **only** under the following condition: Teachers and students may print this page at home, school, or at their local print shop; and teachers and students may download, view, copy and/or share this page digitally.