The MAYRON COLE PIANO METHOD





COLOR THE PICTURE.

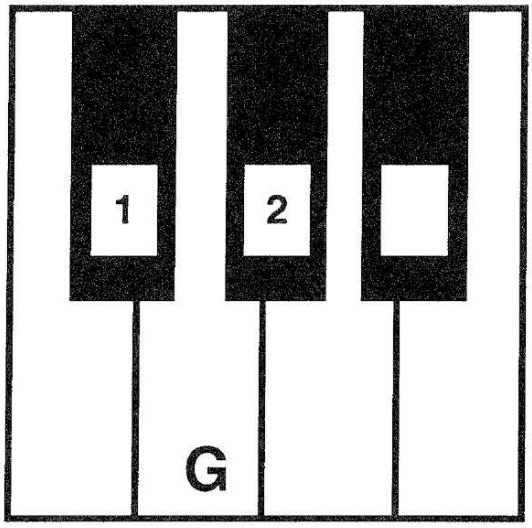


## COLOR THE G KEY ABOVE.

## FIND AND COLOR ALL OF THE G KEYS BELOW.



G

## How many G Keys did you color? _____



FREEPIANOMETHOD.COM
Although Mayron Cole owns the copyright to this page, she is granting permission to copy it **only** under the following condition: Teachers and students may print this page at home, school, or at their local print shop; and teachers and students may download, view, copy and/or share this page digitally.

The
**MAYRON COLE PIANO METHOD**

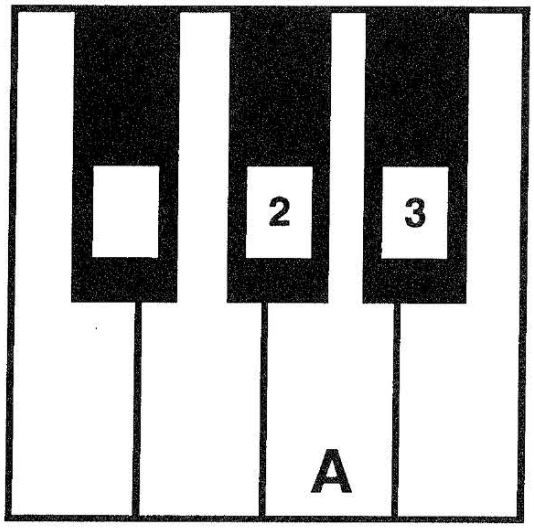


**COLOR THE A KEY ABOVE.**




COLOR THE PICTURE.

**FIND AND COLOR ALL OF THE A KEYS BELOW.**



A

**How many A Keys did you color? _____**



F R E E P I A N O M E T H O D . C O M
Although Mayron Cole owns the copyright to this page, she is granting permission to copy it **only** under the following condition: Teachers and students may print this page at home, school, or at their local print shop; and teachers and students may download, view, copy and/or share this page digitally.

The MAYRON COLE PIANO METHOD



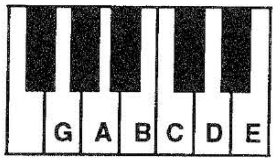


# WALKING TO SCHOOL

© Mayron Cole

(orchestrated accompaniment has an 8 beat count-in)

*Walking Speed*



COLOR THE PICTURE.






FREEPIANOMETHOD.COM
Although Mayron Cole owns the copyright to this page, she is granting permission to copy it **only** under the following condition: Teachers and students may print this page at home, school, or at their local print shop; and teachers and students may download, view, copy and/or share this page digitally.

**DRAW A LINE FROM EACH LETTER TO ITS CORRECT KEY ON THE LITTLE KEYBOARD.**

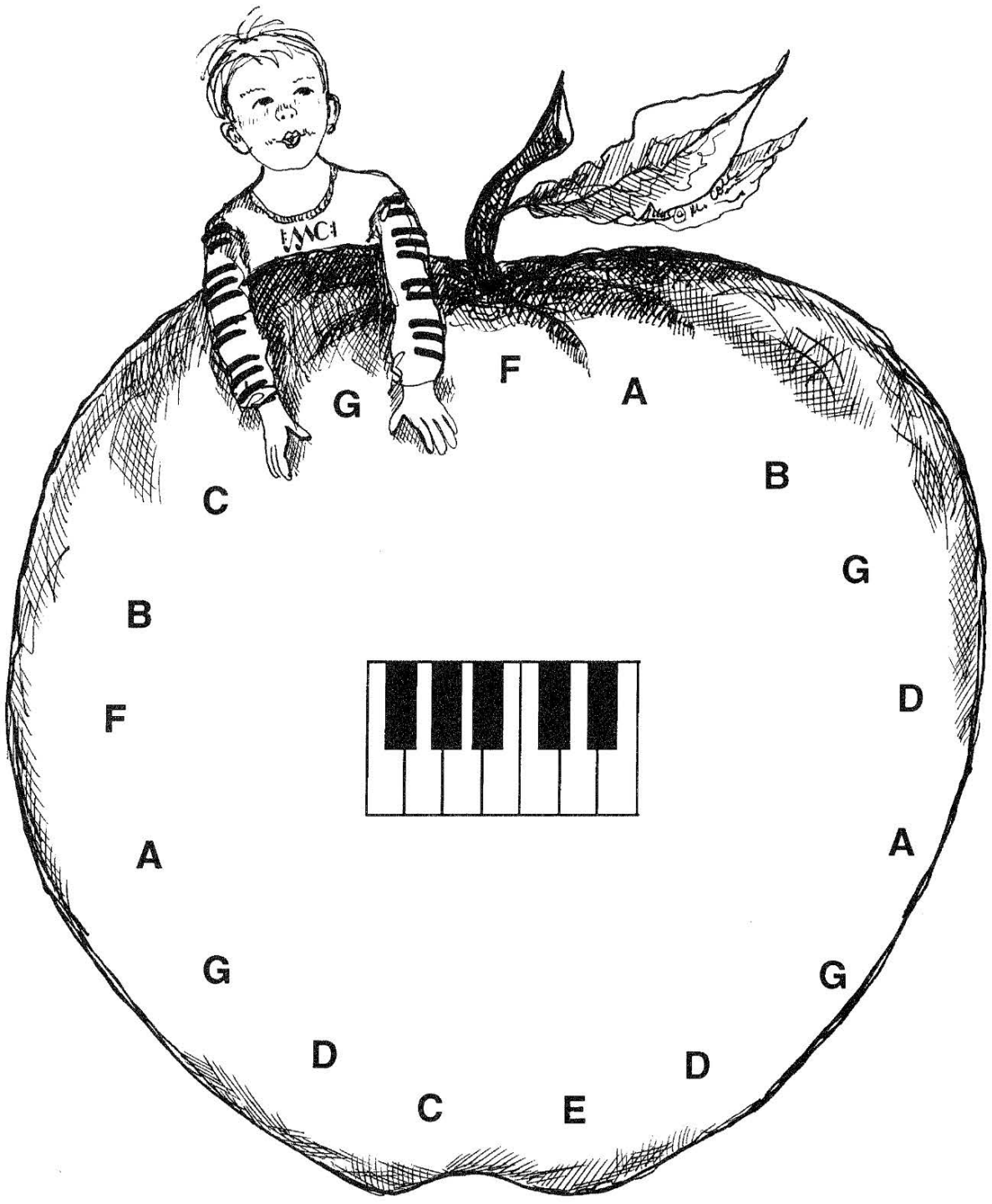


(Color the picture.)



FREEPIANOMETHOD.COM
Although Mayron Cole owns the copyright to this page, she is granting permission to copy it **only** under the following condition: Teachers and students may print this page at home, school, or at their local print shop; and teachers and students may download, view, copy and/or share this page digitally.

The MAYRON COLE PIANO METHOD



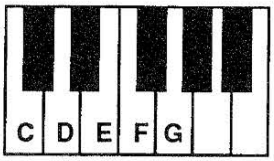


# HEAR THE WIND BLOW

© Mayron Cole

(orchestrated accompaniment has an 8 beat count-in)



COLOR THE PICTURE.

| | | | |
|---|---|---|---|
| HEAR | THE | WIND | BLOW |
| E | F | G | F |
| 1 - 2 | 1 - 2 | 1 - 2 | 1 - 2 |
| SOFT- | LY, | SOFT- | LY. |
| E | D | E | D |
| 1 - 2 | 1 - 2 | 1 - 2 | 1 - 2 |
| HEAR | THE | WIND | CALL |
| E | F | G | F |
| 1 - 2 | 1 - 2 | 1 - 2 | 1 - 2 |
| OUT | MY | NAME! | |
| E | D | C | |
| 1 - 2 | 1 - 2 | 1 - 2 - 3 - 4 | |



FREEPIANOMETHOD.COM
Although Mayron Cole owns the copyright to this page, she is granting permission to copy it **only** under the following condition: Teachers and students may print this page at home, school, or at their local print shop; and teachers and students may download, view, copy and/or share this page digitally.

DRAW THE CORRECT NOTE ON EACH FISH AS SHOWN BY THE NUMBER COUNTS. THEN, COLOR ALL OF THE FISH DIFFERENT COLORS!

NEXT, color the entire picture!

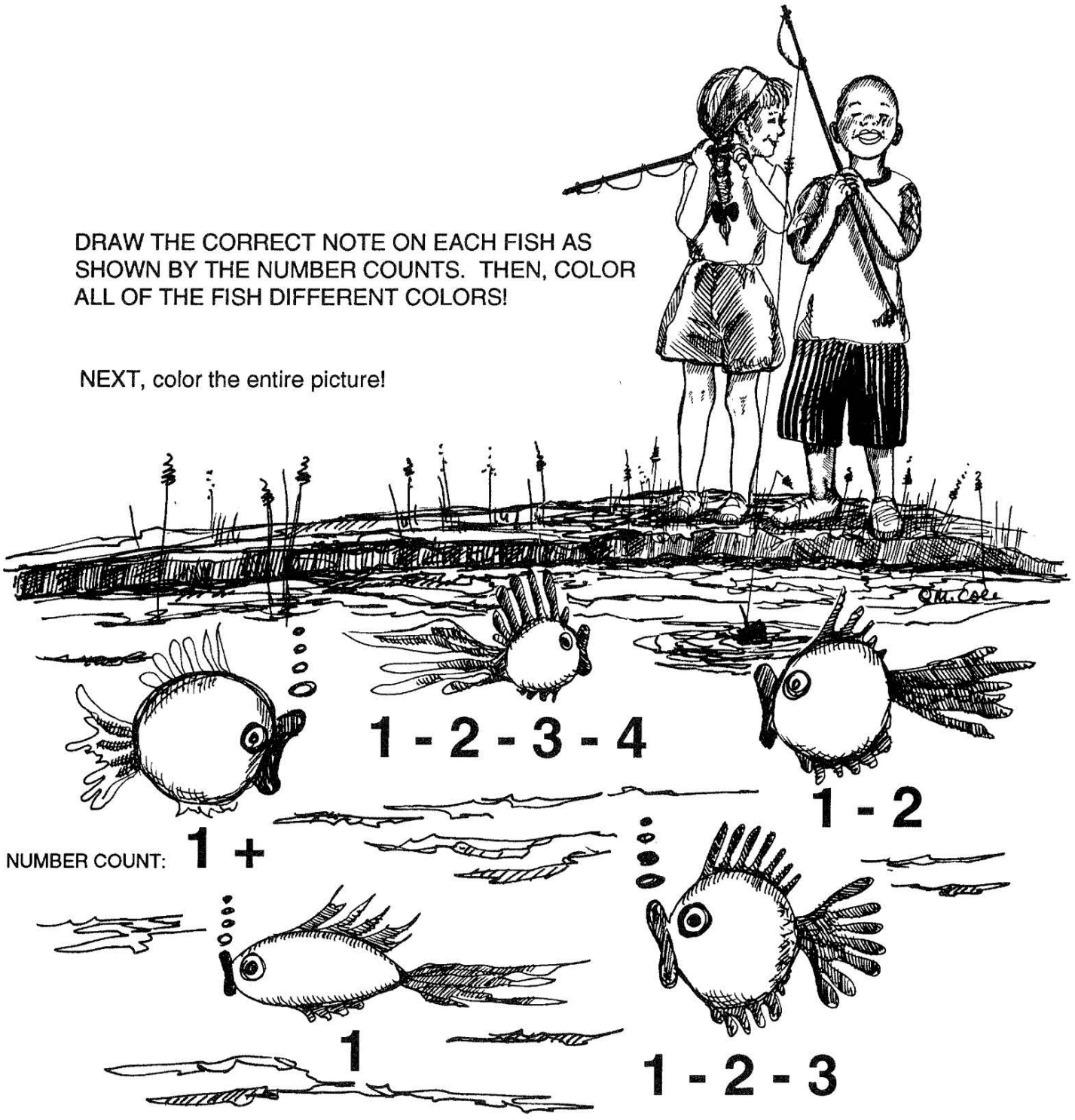




F R E E P I A N O M E T H O D . C O M
Although Mayron Cole owns the copyright to this page, she is granting permission to copy it **only** under the following condition: Teachers and students may print this page at home, school, or at their local print shop; and teachers and students may download, view, copy and/or share this page digitally.