The MAYRON COLE PIANO METHOD

Introducing Low G, A, and B



Many years ago, a student confided that she could not learn the bass-clef notes because the traditional book that we were using started the left hand at Middle C and descended the staff to the bottom line-note G. The student pointed out that thinking backwards down the alphabet is quite difficult! That conversation changed my manner of teaching the bass-clef. I immediately wrote the following music that starts at the bottom G and moves ***up*** the staff in normal alphabetical order. Learning the notes in alphabetical order makes students of The Mayron Cole Piano Method strong on their bass-clef notes. Please practice and review all of these pieces many times! Now… let's get going!

The first three notes in the bass clef are: G, A, and B.

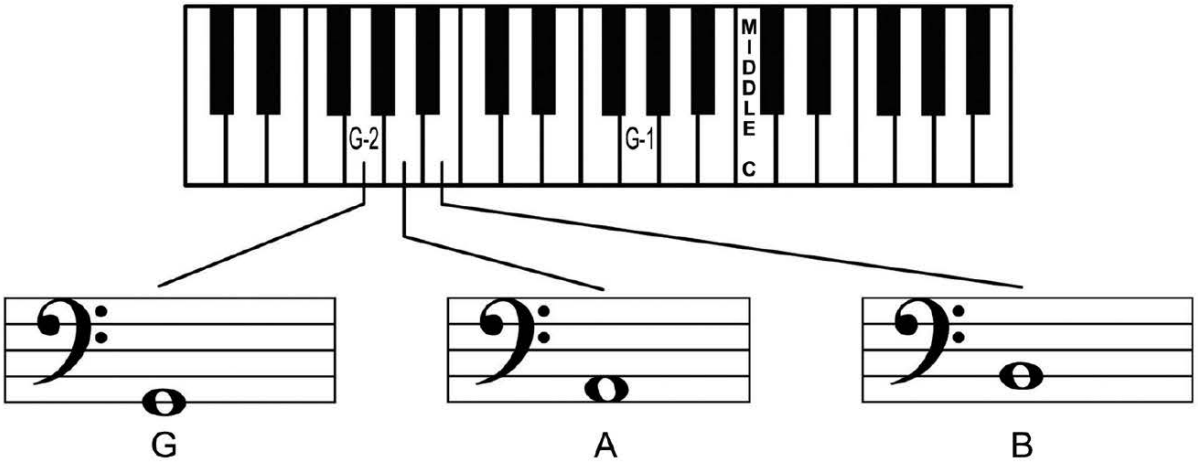

Since this low G is the 2nd G down from Middle C, it is often referred to as G-2.



FREEPIANOMETHOD.COM
Although Mayron Cole owns the copyright to this page, she is granting permission to copy it **only** under the following condition: Teachers and students may print this page at home, school, or at their local print shop; and teachers and students may download, view, copy and/or share this page digitally.

Start at the Beginning

©Mayron Cole

(orchestrated accompaniment has a 2 measure count-in)



Start at the be - gin - ning. Start with "G," my dear!

1 2 3 4



Mem - 'rise the first line note! Notes go up from here!

5 6 7 8



Write the letter names on the blanks below to solve the Mystery Message!



_ _ _ _ Y _ND _ _R_ _R_ R_N _S



_ _ST _S THEY COULD TO TELL THE H_PPY NEWS:

continued on the next page...

Although Mayron Cole owns the copyright to this page, she is granting permission to copy it **only** under the following condition: Teachers and students may print this page at home, school, or at their local print shop; and teachers and students may download, view, copy and/or share this page digitally.



Gab! Gab! Yakkity Yak!

©Mayron Cole

(orchestrated accompaniment has a 2 measure count-in)



... continued from the previous page



Write the letter names on the blanks to solve the Mystery Message!

H__D __RRIVED __T L__ST! ©

F R E E P I A N O M E T H O D . C O M
Although Mayron Cole owns the copyright to this page, she is granting permission to copy it **only** under the following condition: Teachers and students may print this page at home, school, or at their local print shop; and teachers and students may download, view, copy and/or share this page digitally.

Three-Note Tune

©Mayron Cole

(orchestrated accompaniment has a 2 measure count-in)



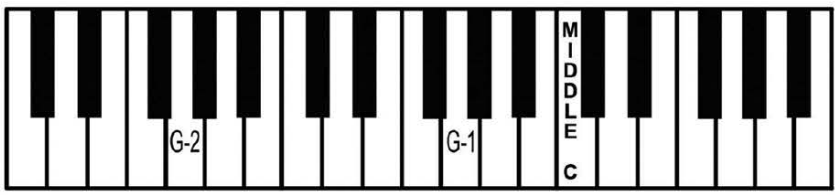





Write the letter name of these notes on the blanks below the staff. Then, draw a line from each note to its corresponding key.

Although Mayron Cole owns the copyright to this page, she is granting permission to copy it **only** under the following condition: Teachers and students may print this page at home, school, or at their local print shop; and teachers and students may download, view, copy and/or share this page digitally.

How Come I Gab and You Speak?

(orchestrated accompaniment has a 2 measure count-in)

©Mayron Cole

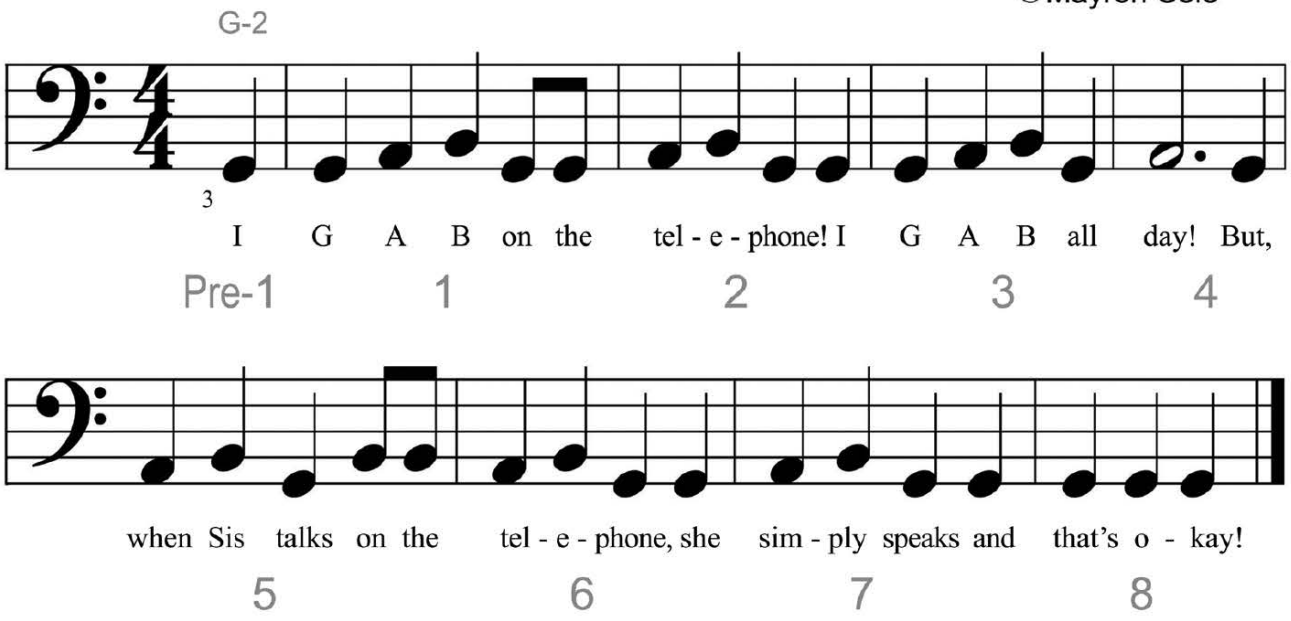



Gypsy Dance

(orchestrated accompaniment has a 2 measure count-in)

©Mayron Cole



FREEPIANOMETHOD.COM
Although Mayron Cole owns the copyright to this page, she is granting permission to copy it **only** under the following condition: Teachers and students may print this page at home, school, or at their local print shop; and teachers and students may download, view, copy and/or share this page digitally.

A Scary Thought!

©Mayron Cole

(orchestrated accompaniment has a 2 measure count-in)



DO YOU KNOW?

place the correct answer in the blank

A. _____ 1. Play for 1 beat (count: 1 +).

B. _____ 2. Rest for 2 beats (count: 1 + 2 +).

C. _____ 3. Rest for 1 beat (count: 1 +).

D. _____ 4. Play for half of a beat (count: 1 *or* +).

E. _____ 5. Play for 1 and a half beats (count: 1 + 2).



Although Mayron Cole owns the copyright to this page, she is granting permission to copy it **only** under the following condition: Teachers and students may print this page at home, school, or at their local print shop; and teachers and students may download, view, copy and/or share this page digitally.