The MAYRON COLE PIANO METHOD

Introducing Intervals

An INTERVAL is the distance between two notes. The intervals below are called THIRDS.



Thirds are always a line note and next line note, or a space note and the next space note.

Play the above intervals three times on your piano.

Why are these intervals called thirds? Let's take a closer look at the third below:





we are
playing "**C**"
skipping "**B**"
playing "**A**"
= **3** letters, so it is called a **3rd**

Helpful Tip: Simple thirds *usually* skip one white key.



1. A _____ (sixth or third) is always a line note and next line note, or a space note and the next space note.

2. A staccato dot tells you to disconnect the notes. In other words, play the key like it is _____ (sticky or hot).

3. *Ritardando* is an _____ (English or Italian) word that tells you to play gradually _____ (slower of faster).

4. An interval is the _____ (age or distance) between two notes.

Although Mayron Cole owns the copyright to this page, she is granting permission to copy it **only** under the following condition: Teachers and students may print this page at home, school, or at their local print shop; and teachers and students may download, view, copy and/or share this page digitally.



Time Ticks Away

©Mayron Cole

(orchestrated accompaniment has a 2 measure count-in)

Not Fast





F R E E P I A N O M E T H O D . C O M
Although Mayron Cole owns the copyright to this page, she is granting permission to copy it **only** under the following condition: Teachers and students may print this page at home, school, or at their local print shop; and teachers and students may download, view, copy and/or share this page digitally.



Although Mayron Cole owns the copyright to this page, she is granting permission to copy it **only** under the following condition: Teachers and students may print this page at home, school, or at their local print shop; and teachers and students may download, view, copy and/or share this page digitally.

Rhythm Taps

TRY YOUR RHYTHM COUNTING SKILLS!



Right Hand: Tap on a G key.

Left Hand: Tap on a C key.

(orchestrated accompaniment has a 2 measure count-in)

©Mayron Cole

I. PEBBLE LEVEL: How well did you do? _____



II. BOULDER LEVEL: How well did you do? _____

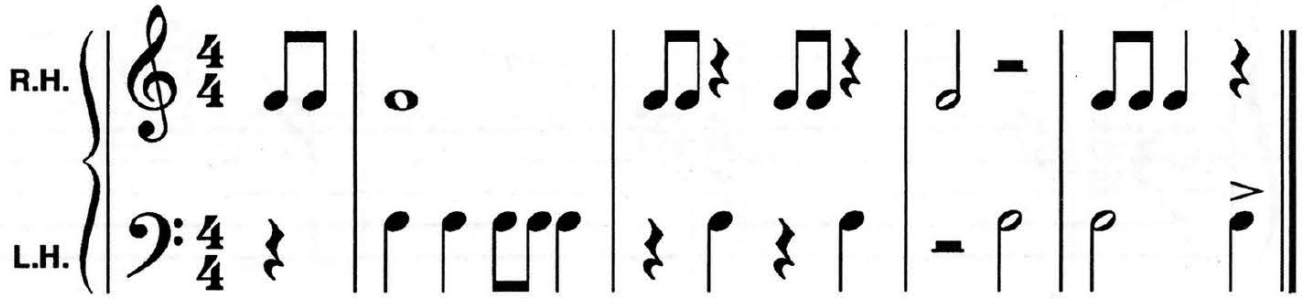

III. STONE MOUNTAIN, GEORGIA LEVEL: How well did you do? _____



FREEPIANOMETHOD.COM
Although Mayron Cole owns the copyright to this page, she is granting permission to copy it **only** under the following condition: Teachers and students may print this page at home, school, or at their local print shop; and teachers and students may download, view, copy and/or share this page digitally.

Winter Waltz

©Mayron Cole

(orchestrated accompaniment has a 2 measure count-in)



Although Mayron Cole owns the copyright to this page, she is granting permission to copy it **only** under the following condition: Teachers and students may print this page at home, school, or at their local print shop; and teachers and students may download, view, copy and/or share this page digitally.

DCO
(Double Cross Over)
Can you do it?



F R E E P I A N O M E T H O D . C O M
Although Mayron Cole owns the copyright to this page, she is granting permission to copy it **only** under the following condition: Teachers and students may print this page at home, school, or at their local print shop; and teachers and students may download, view, copy and/or share this page digitally.

DCO
4
2

p 25 26 27 28

TU
(Tuck Under)
1

rit. & dim. 29 30 *pp* 31 32



Although Mayron Cole owns the copyright to this page, she is granting permission to copy it **only** under the following condition: Teachers and students may print this page at home, school, or at their local print shop; and teachers and students may download, view, copy and/or share this page digitally.