(c) Mayron Cole 2010

The MAYRON COLE PIANO METHOD

Whether you are auditioning a transfer student or are converting your current student to The Mayron Cole Piano Method, this Audition Book will help you determine in which level of The Mayron Cole Piano Method to place the student.

Why you need to audition students transferring in to The Mayron Cole Piano Method: Many of the other piano methods that are currently on the market stress reading fingering numbers rather than actually learning to read staff notes. The Mayron Cole Piano Method is a classical piano method that teaches the students to read staff notes without the crutch of relying on fingering. As a result, students of other methods might not transfer directly into the same level of The Mayron Cole Piano Method. Fingering is taught in The Mayron Cole Piano Method, but it is introduced after the student has begun to read staff notes.

How to determine a student's level in The Mayron Cole Piano Method: The level at which a student can sight read is the level at which that student belongs in The Mayron Cole Piano Method.

How to use this audition book:

- If you are auditioning a transfer student, have the parent in the room during the audition so he/she can also hear the level at which the student can sight read. If you are determining which level to place your own student, the parent does not need to be in the room.
- Transfer students often want to impress you by playing music for you that they already know. However, in this audition your goal is to determine what music the student can sight read. For that reason, you will be having the student play music he/she has never seen before.
- Regardless of the level of the student, tell the student that you are going to start at the beginning of this book. The student will continue to progress through this book until the student reaches music that is too difficult for the student to sight read. That is the level of The Mayron Cole Piano Method in which the student should be placed.
- During the audition, do not help the student in any way. Many students of other methods will ask you where they place their hands. Nicely say something like, "You tell me where you should place your hands," or "I need to see what you can play without any help from me." The fingering numbers in the early levels of this book have been removed from the music to ensure that the auditioning student is reading the staff notes.
- If a student makes a mistake, say something like, "No, check that note," or "That note is wrong, look at it again." Do not tell the student the correct answer; see if the student can give you the correct answer. The student and the parent need to know why you are determining the student be placed in a certain level so if the student doesn't know the information, be sure to say something at the time.
- As the music becomes more difficult, the student's sight reading might not be at full speed or performance quality. As long as the student can play the piece slowly, that is acceptable. You are looking for the point at which the student needs to practice the music for a week to bring the piece to performance level.
- Once you have reached the point where the student can no longer sight read the music, look at the bottom of that page to see in which level of The Mayron Cole Piano Method to place the student.
- At some point during the audition, you will also want to quickly review some theory to determine what the student knows.



Placing the student in a class: You can either place the transfer student in an appropriate class or continue to teach the transfer student in a private lesson. Sometimes it can be difficult to place a transfer student in a piano class unless you are starting that student over at the beginning of The Mayron Cole Piano Method. Keeping up with a class requires more work than a private lesson.

Keep in mind that you are not required to accept every student that auditions at your studio. If the student or the parent has a negative attitude about what level you are going to place the student in, just tell them that you are not the teacher for them and you suggest they find someone else.

FREEPIANOMETHOD.COM
Although Mayron Cole owns the copyright to this page, she is granting permission to copy it **only** under the following condition: Teachers and students may print this page at home, school, or at their local print shop; and teachers and students may download, view, copy and/or share this page digitally.

(c) Mayron Cole 2010

Victory March









If student can sight read this music, continue to the next page.

If student cannot sight read this music, student should be placed in The Mayron Cole Piano Method Pre-Level 1 (Kindergarden ages 5-6), Level 1(First-Fifth Grades ages 6-10), or Older Beginner Level 1 (Sixth Grade-Adult ages 11 and up).

F R E E P I A N O M E T H O D . C O M
Although Mayron Cole owns the copyright to this page, she is granting permission to copy it **only** under the following condition: Teachers and students may print this page at home, school, or at their local print shop; and teachers and students may download, view, copy and/or share this page digitally.

(c) Mayron Cole 2010



SPRING BREEZE

© Mayron Cole



If student can sight read this music, continue to the next page.

If student cannot sight read this music, student should be placed at the beginning of Level 1(First-Fifth Grades ages 6-10), or Older Beginner Level 1 (Sixth Grade-Adult ages 11 and up) of The Mayron Cole Piano Method.

F R E E P I A N O M E T H O D . C O M
Although Mayron Cole owns the copyright to this page, she is granting permission to copy it **only** under the following condition: Teachers and students may print this page at home, school, or at their local print shop; and teachers and students may download, view, copy and/or share this page digitally.

(c) Mayron Cole 2010

AUTUMN SOUNDS

© *Mayron Cole*





If student can sight read this music, continue to the next page.

If student cannot sight read this music, student should be placed in the second half of Level 1(First-Fifth Grades ages 6-10), or Older Beginner Level 1 (Sixth Grade-Adult ages 11 and up) of The Mayron Cole Piano Method.

F R E E P I A N O M E T H O D . C O M
Although Mayron Cole owns the copyright to this page, she is granting permission to copy it **only** under the following condition: Teachers and students may print this page at home, school, or at their local print shop; and teachers and students may download, view, copy and/or share this page digitally.

(c) Mayron Cole 2010



By The Bayou

© *Mayron Cole*



If student can sight read this music, continue to the next page.

If student cannot sight read this music, student should be placed in the first half of Level 2 (First-Fifth Grades ages 6-10), or Older Beginner Level 2 (Sixth Grade-Adult ages 11 and up) of The Mayron Cole Piano Method.

F R E E P I A N O M E T H O D . C O M
Although Mayron Cole owns the copyright to this page, she is granting permission to copy it **only** under the following condition: Teachers and students may print this page at home, school, or at their local print shop; and teachers and students may download, view, copy and/or share this page digitally.

(c) Mayron Cole 2010

A Foggy Night



Not Fast

5
3
1

© Mayron Cole

mp

3

mf

If student can sight read this music, continue to the next page.

If student cannot sight read this music, student should be placed in the second half of Level 2 (First-Fifth Grades ages 6-10), or Older Beginner Level 2 (Sixth Grade-Adult ages 11 and up) of The Mayron Cole Piano Method.

F R E E P I A N O M E T H O D . C O M
Although Mayron Cole owns the copyright to this page, she is granting permission to copy it **only** under the following condition: Teachers and students may print this page at home, school, or at their local print shop; and teachers and students may download, view, copy and/or share this page digitally.

(c) Mayron Cole 2010

TEMPLE BELLS

© *Mayron Cole*







If student can sight read this music, continue to the next page.

If student cannot sight read this music, student should be placed in the first half of Level 3 of The Mayron Cole Piano Method.

F R E E P I A N O M E T H O D . C O M
Although Mayron Cole owns the copyright to this page, she is granting permission to copy it **only** under the following condition: Teachers and students may print this page at home, school, or at their local print shop; and teachers and students may download, view, copy and/or share this page digitally.

(c) Mayron Cole 2010



Evening Star

© Mayron Cole



Not Fast

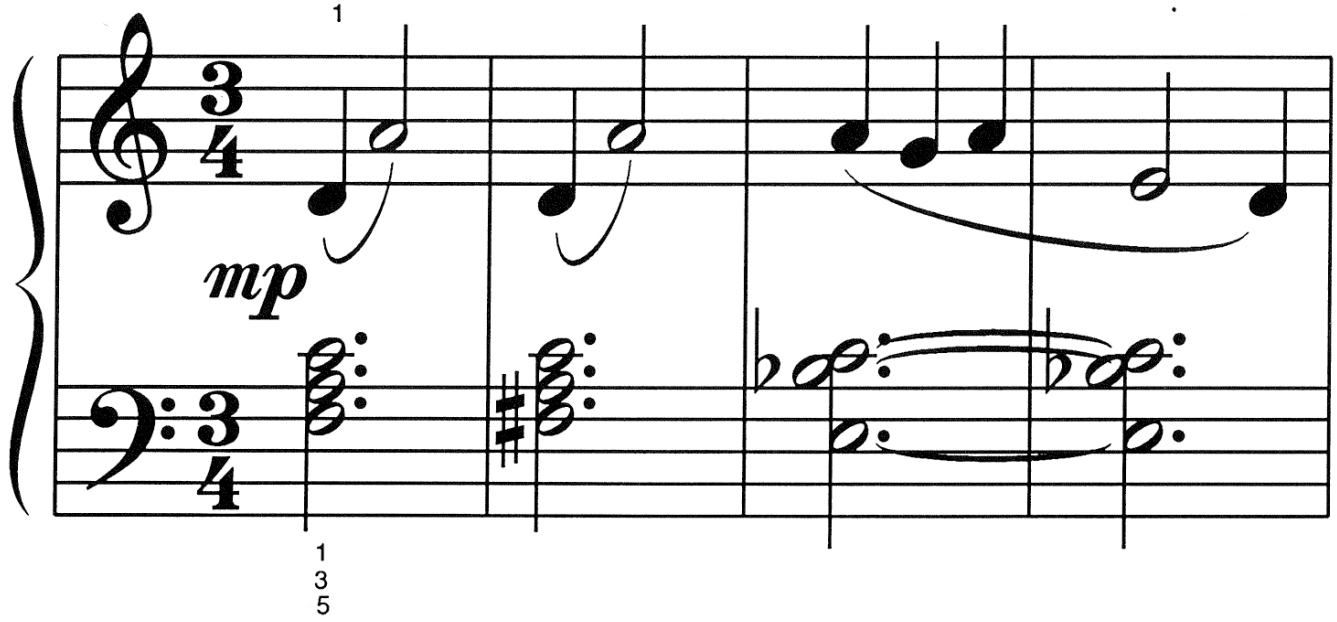



If student can sight read this music, continue to the next page.

If student cannot sight read this music, student should be placed in the second half of Level 3 of The Mayron Cole Piano Method.

F R E E P I A N O M E T H O D . C O M
Although Mayron Cole owns the copyright to this page, she is granting permission to copy it **only** under the following condition: Teachers and students may print this page at home, school, or at their local print shop; and teachers and students may download, view, copy and/or share this page digitally.

(c) Mayron Cole 2010

MINUET

Leopold Mozart
(1719 - 1787)



If student can sight read this music, continue to the next page.

If student cannot sight read this music, student should be placed in The Mayron Cole Piano Method Level 4.

F R E E P I A N O M E T H O D . C O M
Although Mayron Cole owns the copyright to this page, she is granting permission to copy it **only** under the following condition: Teachers and students may print this page at home, school, or at their local print shop; and teachers and students may download, view, copy and/or share this page digitally.

(c) Mayron Cole 2010

THE CLOWN

Dmitri Kabalevsky
(1904-1987)



If student can sight read this music, continue to the next page.

If student cannot sight read this music, student should be placed in The Mayron Cole Piano Method Level 5.

F R E E P I A N O M E T H O D . C O M
Although Mayron Cole owns the copyright to this page, she is granting permission to copy it **only** under the following condition: Teachers and students may print this page at home, school, or at their local print shop; and teachers and students may download, view, copy and/or share this page digitally.

(c) Mayron Cole 2010

OCTOBER MORN

page 3 © Mayron Cole



If student can sight read this music, continue to the next page.

If student cannot sight read this music, student should be placed in The Mayron Cole Piano Method Level 6.

FREEPIANOMETHOD.COM
Although Mayron Cole owns the copyright to this page, she is granting permission to copy it **only** under the following condition: Teachers and students may print this page at home, school, or at their local print shop; and teachers and students may download, view, copy and/or share this page digitally.

(c) Mayron Cole 2010

Summer Love

page 2



If student can sight read this music, continue to the next page.

If student cannot sight read this music, student should be placed in The Mayron Cole Piano Method Level 7.

F R E E P I A N O M E T H O D . C O M
Although Mayron Cole owns the copyright to this page, she is granting permission to copy it **only** under the following condition: Teachers and students may print this page at home, school, or at their local print shop; and teachers and students may download, view, copy and/or share this page digitally.

(c) Mayron Cole 2010

Avila
page 2



If student can sight read this music, continue to the next page.

If student cannot sight read this music, student should be placed in The Mayron Cole Piano Method Level 8.

F R E E P I A N O M E T H O D . C O M
Although Mayron Cole owns the copyright to this page, she is granting permission to copy it **only** under the following condition: Teachers and students may print this page at home, school, or at their local print shop; and teachers and students may download, view, copy and/or share this page digitally.

(c) Mayron Cole 2010

Maple Leaf Rag

Scott Joplin
1867-1917



If student can sight read this music, student should be placed in suitable classics and popular music books.

If student cannot sight read this music, student should be placed in The Mayron Cole Piano Method Level 9.

F R E E P I A N O M E T H O D . C O M
Although Mayron Cole owns the copyright to this page, she is granting permission to copy it **only** under the following condition: Teachers and students may print this page at home, school, or at their local print shop; and teachers and students may download, view, copy and/or share this page digitally.