The MAYRON COLE PIANO METHOD

LEVEL NINE

© 2015 Mayron Ellis Cole (Original Version)
© 2018 Mayron Ellis Cole (Current Version)

© 2003 Mayron Ellis Cole Patriotic Medley (Original Version)
© 2001 Mayron Ellis Cole Charlotte's Wedding March (Original Version)
© 2009 Mayron Ellis Cole Ragtime Waltz (Original Version)
© 2013 Mayron Ellis Cole Fireworks March (Original Version)

THE ONLY PIANO METHOD THAT TAKES STUDENTS FROM KINDERGARTEN TO COLLEGE

www.FreePianoMethod.com

The MAYRON COLE PIANO METHOD

Permission to Copy
The Mayron Cole Piano Method

Although Mayron Cole owns the copyright to this pdf file, she is granting permission to copy it only under the following condition: Teachers and students may print this pdf file at home, school, or at their local print shop; and teachers and students may download, view, copy and/or share this file digitally.

If you have any questions, please contact The Mayron Cole Piano Method at staff@freepianomethod.com.



The
MAYRON COLE
PIANO METHOD



The Only Piano Method That Takes Students From Kindergarten To College!

is lovingly dedicated to the thousands of students through the years who have laughed as they have played my theory games, smiled at jokes hidden in some of my mystery messages, colored my cartoons, practiced all of my compositions as if they loved them, and asked me to write MORE! You will always be dear to me. And to Bill, who always knew I could - and would! A special thank you to my daughter Colleen for designing this book and helping me edit the text of the manuscript.



F R E E P I A N O M E T H O D . C O M
Although Mayron Cole owns the copyright to this page, she is granting permission to copy it **only** under the following condition: Teachers and students may print this page at home, school, or at their local print shop; and teachers and students may download, view, copy and/or share this page digitally.

The
MAYRON COLE
PIANO METHOD

Dear Students,



In 1969, I fulfilled a lifelong dream and created The Mayron Cole Music Conservatory in the living room of my home. Originally I worked to help support my family because my husband was still in school. However, I discovered that I enjoyed teaching even more than I had anticipated.

At first, students were taught private lessons only. Most of the music in Levels 1-A, 1-B, 2-A, 2-B, 3-A, and 3-B was written for those initial students.

Soon, I also began writing additional material and teaching students in small groups. The original music included practice music, performance solos, theory games, rhythm games, theory fun sheets, music history lectures, electronic sequenced disks, operettas, etc. The group classes created an unexpected surge in lesson preparation by the students. We found that with controlled competition there is progress! Later, the Conservatory had to be removed from my home because so many students wanted to learn by my piano method using either private lessons or group lessons.

During Pre-Level 1 through Level 9 you will learn from an original method written by me and proven on thousands of students in both private lessons and group lessons. Intermittently, appropriate classical, popular, and seasonal music is included. The operettas and summer solo books are useful for performances throughout the year.

My method will continue to grow through the years as I add new solos and theory fun sheets. My students continue to "teach" me with their enthusiasm and suggestions for lesson improvement.

Mayron Cole

FREEPIANOMETHOD.COM
Although Mayron Cole owns the copyright to this page, she is granting permission to copy it **only** under the following condition: Teachers and students may print this page at home, school, or at their local print shop; and teachers and students may download, view, copy and/or share this page digitally.

The
MAYRON COLE PIANO METHOD

Major Sharp Scales & Cadences

USE CORRECT FINGERING

(play left hand one or two octaves lower than written)



The
MAYRON COLE
PIANO METHOD

Major Flat Scales & Cadences

USE CORRECT FINGERING

(play left hand one or two octaves lower than written)



The MAYRON COLE PIANO METHOD

Major Scales and Relative Minor Scales©



Major scales and their relative minor scales will always share the same key signature. To find the relative minor scale keynote, simply go down a minor 3rd from the keynote of the major scale. For example: C Major and its relative minor scale, A minor, both share the same key signature of no sharps or flats.

There are three forms of the minor scale:

1. NATURAL MINOR SCALE: Every natural minor scale duplicates exactly the scale notes of its relative major. The only difference is that the natural minor scale starts and ends on a different keynote than the major scale. This A-natural minor scale has no sharps or flats just as its relative major, C Major, has no sharps or flats.



2. HARMONIC MINOR SCALE: The harmonic minor scale is the "Musicians' Scale." Most minor music will be written using harmonic minor scales. Every harmonic minor scale is the same as the natural minor scale, except that the 7th note of the scale is raised a half-step. This raised 7th gives the scale a "leading tone." When you play this harmonic minor scale, you will hear how the G♯ "leads" the ear into A.



3. MELODIC MINOR SCALE: The melodic minor scale is the "Singers' Scale." The 6th and 7th notes of the melodic minor scale are raised a half-step going up, but lowered back down to the natural minor scale notes going down. Raising the 6th and 7th notes going up makes those intervals easier for singers to sing!





The MAYRON COLE PIANO METHOD

Harmonic Minor Sharp Scales & Cadences

USE CORRECT FINGERING

(play left hand one or two octaves lower than written)



The MAYRON COLE PIANO METHOD

Harmonic Minor Flat Scales & Cadences

USE CORRECT FINGERING

(play left hand one or two octaves lower than written)





The
MAYRON COLE PIANO METHOD

THE ONLY PIANO METHOD THAT TAKES STUDENTS FROM KINDERGARTEN TO COLLEGE

WWW.FREEPIANOMETHOD.COM

GLOSSARY

ACCELERANDO	Gradually play faster.
ACCENT	Accent mark: > . Strike the key a little harder.
ACCIDENTAL	Sharps, flats, and naturals that are not in the key signature.
ADAGIO	Slowly.
AD LIBITUM	Ad. lib., "at liberty"; as you please; freely.
AGITATO	Agitated.
AL FINE	To the end.
ALLA BREVE	2/2 or ¢. Cut time with the half note receiving one beat.
ALLEGRETTO	Lively, but not as fast as ALLEGRO.
ALLEGRO	Happy and fast.
ANACRUSIS	The composition begins on a weak beat; upbeat, pickup beat, split measure. (See PICKUP.)
ANDANTE	Moderate speed; the speed a person walks.
ANIMATO	Animated; with life!
A TEMPO	Return to the preceding rate of speed.
BAGATELLE	A short, happy piece that was usually written for the piano.
BALLAD or BALLADE	A composition that tells a story.
BAR-LINE (BAR LINE)	A vertical line that divides the staff into measures.
BASSO	8vb written below notes indicates the notes are to be played an octave lower than written. (See OCTAVA or OTTAVA.)
BINARY FORM	A musical form of two different parts; usually referred to as "A-B."
BLACK MOUNTAIN KEYS (BMK)	The black keys on each side of the white “valley keys" of B & C and E & F.
BLACK DOG EARS (BDE)	The black keys of C♯ and D♯ (D♭ and E♭).
BREAK SIGN	//; stop the music for a brief moment. Also known as a caesura.
BREVE	A note equal to two whole notes: 𝅜.
BRIO	With vigor and animation.
CADENCE	A close or point of rest in a melody.
CANON	A composition for two or more parts in which each part, in turn, plays the same melody.
CANTABILE	In a singing manner.
CAROL	A joyful composition or song.
CF	Change fingers.
CHORD	Three or more tones usually sounded at the same time.
CHROMATIC	A scale that uses all keys, black and white.
CO	Cross over; fingers 3 or 4 cross over finger 1.
CODA	𝄌; the tail, the end.
COMMON TIME	C; actually a broken circle that has come to be known as 4/4 time.
COMPOUND RHYTHM	3/8, 6/8, 9/8, and 12/8 rhythm; each large beat is broken into three parts or triplets.
CON	With; by; to.
CON MOTO	With motion.
CON PEDAL	With pedal; usually meaning the right pedal or damper pedal.
CRESCENDO (CRESC.)	Gradually play louder. Crescendo sign: .
CROTCHET	Quarter note: ♩
CUT TIME	2/2 or ¢. Two beats per measure with the half note receiving one beat. (See ALLA BREVE.)
DAMPER PEDAL (TRES CORDA)	The right pedal. Damper pedal signs: Ped. ✻, , or
D.C.	Da Capo; repeat from the beginning.
D.C. al CODA	Repeat from the beginning and play to the CODA sign 𝄌, then skip to the CODA.
D.C. al FINE	Repeat from the beginning and play to FINE.
DCO	Double cross-over; fingers 2 & 3 or 2 & 4 cross over finger 1.
DE (Spanish)	Of.
DECRESCENDO (DECRESC.)	Gradually play softer. Decrescendo sign:
DEMISEMIQUAVER	Thirty- second note: 𝅘𝅥𝅯.
DEUX	Two.
DI (Italian)	Of.
DIMINUENDO (DIMIN.)	Gradually play softer.
DOLCE	Sweetly.
DOUBLE FLAT SIGN	♭♭; lowers a tone a whole step.
DOUBLE SHARP SIGN	x ; raises a tone a whole step.
D.S.	Dal segno; the sign: 𝄋. Repeat from the sign.
D.S. al CODA	Repeat from the sign 𝄋 and play to the CODA sign 𝄌; then, skip to the CODA.
D.S. al FINE	Repeat from the sign 𝄋 and play to FINE.
DUPLET	In compound rhythm (triplet rhythm), a beat is sometimes broken into two parts. Duplet sign: 2.
ELEGANZA	With grace; with elegance.
ENCORE	Again.
ENERGIA	With energy!



ENHARMONIC	Notes that sound the same.
ETUDE	A small composition that was written to teach.
FAKE TRIPLETS	A grouping of at least 6 eighth notes with the first and the fourth notes of the group stressed.
FERMATA	Hold a little longer. Fermata sign: 𝄐.
FLAT SIGN	Lowers a tone a half step. Flat sign: ♭
FORTE	Loudly. Forte sign: *f* .
FORTISSIMO	Very loudly! Fortissimo sign: *ff* .
GAVOTTE	A dance written in $\frac{4}{4}$ time.
GIGUE	A 'jig'; a lively peasant dance usually written in $\frac{6}{8}$ time.
GIOCOSO	Playfully.
GLISSANDO	The rapid sounding of white (or black) keys; usually performed by moving the hand across the tops of the keys to create a harp effect.
GRACIOSO (GRAZIOSO)	Gracefully; elegantly.
GRANDE	In a grand manner.
GRANDIOSO	With grandeur; majestically.
GRAVE	Slow, solemn.
HARMONIC INTERVAL	Two notes played at the same time.
HARPSICHORD	A keyboard instrument in wide use from 1600 to 1750.
INTERVAL	The distance between two notes.
INTRODUCTION	A short portion of music that introduces a larger composition.
INVERSION	To tum upside down; when the notes of a chord are rearranged so that the root note is not at the bottom of the chord.
KEYNOTE	The first and most important note of a scale; also named KEY TONE, TONE NOTE, TONIC NOTE, or TONAL CENTER.
LARGO	Broadly and slowly.
LEGATO	Smoothly.
LEGER LINES (LEDGER LINES)	Small lines that are written above, below, or between the staffs to extend the staff.
LENTO	Slowly.
L.H.	Left hand.
LOCO	Play the notes as written; usually follows 8va or 8vb.
MADRIGAL	An ancient song sung by two or more singers, each singing a different tune. Words to madrigals were old poems.
MAESTOSO	Majestic; grand; stately.
MARCATO	Marked.
MAZURKA	A Polish dance with three beats per measure; named after the city of Mazurka.
MEASURE	A portion of a staff that has been divided to contain a specified number of beats.
MELODIC INTERVAL	Two notes played one-at-a-time.
MENO	Less.
MENUET	A slow French dance usually written in $\frac{3}{4}$ time. Its name is derived from the small steps taken by the dancers.
MEZZO	Medium or half.
MEZZO FORTE	Medium loud. Mezzo forte sign: *mf* .
MEZZO PIANO	Medium soft. Mezzo piano sign: *mp* .
MHD	Move hand down.
MHU	Move hand up.
MINIM	Half note: 𝅗𝅥.
MISTERIOSO	With mystery.
MODERATO	At a moderate rate of speed.
MORENDO	Dying away.
MOTIVE	A musical idea that may be further developed.
MOTO	Motion.
MUSETTE	An ornate bagpipe; music written for a bagpipe; later compositions that emulate a bagpipe.
NATURAL	Cancels a sharp or a flat. Natural sign: ♮.
NOCTURNE	A piano composition that originally was written to be played at night; a composition that describes the night.
NON	Not.
OPERA	A drama set to music; usually has acting, costumes, and scenery.
OPERETTA	A small opera that is light and pleasing.
OPUS (OP.)	A work or composition.
ORATORIO	Much like an opera but without the costumes, acting, and scenery.
OSSIA	An alternate reading or fingering.
OTTAVA	Octave; 8va; play the note(s) an octave higher or lower than written. 8vb is sometimes written to indicate the note is to be lowered an octave (See BASSO). 15ma: play two octaves higher or lower than written. 22ma: play three octaves higher or lower than written (sometimes indicated by 22).
PARALLEL MOTION	Both hands move in the same direction at the SAME TIME.
PASTORALE	A composition depicting rural life.
PATTERN	A small grouping of notes that are often repeated in a composition.
PEDAL MARK	Indicates usage of the damper pedal. (See DAMPER PEDAL.)
PERIOD	A complete musical sentence.
PHRASE	A musical idea at least two measures long; closed with a cadence.
PHRASE MARK	A long, curved line over or under notes indicating the notes are to be played smoothly.

PIANISSIMO	Play very softly; pianissimo sign: *pp*.
PIANO	Play softly; piano sign: *p*.
PICKUP	The composition begins on a weak beat; upbeat, pickup beat, split measure. (See ANACRUSIS.)
PIU	More.
POCO	Little.
POCO RITARDANDO	Play a little slower.
POLKA	A lively Polish dance in $\frac{2}{4}$ time.
POLONAISE	A composition depicting a gallant Polish dance.
POLYPHONIC	Many voices.
POSTLUDE	The closing of a piece of music.
PRELUDE	A short, introductory composition.
PRESTO	Fast.
PROGRAM MUSIC	Descriptive music. (See TONE POEM and SYMPHONIC POEM.)
RALLENTANDO (RALL.)	Gradually play slower.
REPERTOIRE	A list of compositions ready for performance.
REPRISE	Repeat.
R.H.	Right hand.
RHAPSODY	A fragmentary piece.
RHYTHM	Measured motion.
RISOLUTO	With resolution; determined.
RITARDANDO (RIT. or RITARD.)	Gradually play slower.
RONDO	A composition containing three different melodies.
RUBATO	To 'rob' the time value from one note and add it to the time value of another note.
SARABANDE	A slow Spanish dance with three beats per measure.
SCALE	The tones of a key arranged in a specified interval pattern.
SCHERZO	Happy, playful.
SECONDO	Second or lower part.
SEMI BREVE	Whole note: 𝅝
SEMIQUAVER	Sixteenth note: 𝅘𝅥𝅯.
SEMPRE	Always.
SEQUENCE	A small grouping of notes that 'mimic' a pattern but do not duplicate a pattern.
SFORZANDO	A heavy accent on a single chord or note. Sforzando sign: *sfz*.
SHARP	Raises a note a half step. Sharp sign: ♯.
SIMPLE RHYTHM	$\frac{2}{4}$, $\frac{3}{4}$, $\frac{4}{4}$. Each beat can be broken into two, four, or eight equal parts.
SLUR MARK	A curved line that tells the performer to play smoothly.
SONATA	An instrumental piece with three or four movements.
SONATA ALLEGRO	The first movement of a sonata; usually written in A-B-A form.
SPIRITO	With spirit.
STAFF (STAFFS or STAVES)	Horizontal lines and spaces on which music notation is written.
SYMPHONIC POEM	Program music usually one movement in length that depicts either a poetic or realistic idea. (See TONE POEM and PROGRAM MUSIC.)
SYMPHONY	A sonata written for an orchestra.
SYNCOPATION	Stressing a normally weak beat.
TACET	Silent.
TARANTELLA	A fast dance in $\frac{6}{8}$ rhythm; believed to be a remedy for the bite of a tarantula spider.
TEMPO (Italian)	Rate of speed. Spanish: TIEMPO.
TENUTO	Held.
TERNARY FORM	A three-part musical form usually designated as A-B-A.
TOCCATA	An instrumental piece much like a prelude.
TONE POEM (TONE-POEM)	A descriptive composition often played on recitals. (See PROGRAM MUSIC and SYMPHONIC POEM.)
TRANQUILLO	Peaceful; calm.
TRANSPOSE	To change the pitch of a composition to a higher or lower key.
TREMOLO	Trembling.
TRESCORDA	The third pedal or damper pedal.
TRIAD	A three-note chord having a root, third, and a fifth.
TRILL	A rapid seesawing between a main note and the note immediately above it in a scale.
TRIO	A composition written for three performers.
TRIPLET	A beat, or portion of a beat, broken into three parts.
TUTTI	All.
UNA CORDA	The first pedal; the 'soft' pedal.
UNISON	One sound.
UPBEAT	The composition begins on a weak beat; upbeat, pickup beat, split measure. (See ANACRUSIS.)
VALSE	Waltz; A dance written in triple time, usually $\frac{3}{4}$.
VIBRATO	Vibrating.
VIVACE	Very fast; quick and lively.
VOCE	Voice.
WALTZ	A dance written in triple time, usually $\frac{3}{4}$.
WHITE VALLEY KEYS (WVK)	The white keys of B & C and E & F.

The MAYRON COLE PIANO METHOD

Table of Contents

Date Assigned	Composition	Page	Grade	Theory Pages Completed?	Memorized?
_____	Balladenmassig	20	_____	_____	_____
_____	Fantasie-Impromptu	30	_____	_____	_____
_____	Vier Impromptus	35	_____	_____	_____
_____	Patriotic Medley	42	_____	_____	_____
_____	Canon in D	54	_____	_____	_____
_____	Charlotte's Wedding March	59	_____	_____	_____
_____	Sonata in C	65	_____	_____	_____
_____	Two-Part Invention No. 13	78	_____	_____	_____
_____	The Entertainer	83	_____	_____	_____
_____	Compose Yourself	88	_____	_____	



FREEPIANOMETHOD.COM
Although Mayron Cole owns the copyright to this page, she is granting permission to copy it **only** under the following condition: Teachers and students may print this page at home, school, or at their local print shop; and teachers and students may download, view, copy and/or share this page digitally.

The MAYRON COLE PIANO METHOD

Table of Contents

Composition	Page	Composer	Era
Invention No. 14	147	J.S. Bach	Baroque
The Girl With the Flaxen Hair	155	Debussy	Impressionistic
Clair de Lune	161	Debussy	Impressionistic
Larghetto	172	C.W. Schumann	Romantic
Adagio from Pathetique	177	Beethoven	Classical/Romantic
Zwei Scherzi No. 15	183	Schubert	Romantic
Valse	191	Chopin	Romantic
Sonata in D Major	203	Haydn	Classical
Maple Leaf Rag	209	Joplin	Contemporary
Ragtime Waltz	214	Cole	Contemporary
Fireworks March	223	Cole	Contemporary

Congratulations for having worked your way up to Level 9 of The Mayron Cole Piano Method! That is quite an accomplishment! In the last half of this textbook, we will travel through each of the five major eras of piano music: Baroque, Classical, Romantic, Impressionistic, and Contemporary. However rather than presenting the last half of the Level 9 compositions in chronological order, I organized the pieces according to concepts taught, difficulty, and of course, to "end with a bang." Enjoy the trip through piano history during this final textbook in my curriculum.

Mayron Cole



FREEPIANOMETHOD.COM
Although Mayron Cole owns the copyright to this page, she is granting permission to copy it **only** under the following condition: Teachers and students may print this page at home, school, or at their local print shop; and teachers and students may download, view, copy and/or share this page digitally.