The
**MAYRON COLE PIANO METHOD**



## *FUN SHEET*

## WASH RAG ©

### FUN WITH RHYTHM

These **RHYTHM PATTERNS** are played many times in **WASH RAG.** Try "tapping" with the **RIGHT HAND** alone and with the **LEFT HAND** alone. After you are secure with the counting, try "tapping" **HANDS TOGETHER!** You can do it!!!




Please note, page 239 has been removed. The next page is 240.

F R E E P I A N O M E T H O D . C O M
This page is copyrighted by Mayron Cole.The logo is a registered trademark of The Mayron Cole Music Conservatory, Inc. The Mayron Cole Piano Method is providing you with a nonexclusive license to print this page for your own personal use or for you to distribute at no charge. You do **NOT** have the right to sell this page to your students or to any other third parties.

The
**MAYRON COLE PIANO METHOD**



## *FUN SHEET*

## WASH RAG ©




The **RIGHT HAND** plays an interval "pattern" in several places in **WASH RAG.**

The notes of these "patterns" are written below in **WHOLE NOTES** for **EASY READING.**

Write the letter names below each note.

M. 5 & 13




Letter Name: ___ ___ ___ ___ ___

REPEAT NOTE: **E**.

M. 9




___ ___ ___ ___ ___

REPEAT NOTE: ____.

M. 15

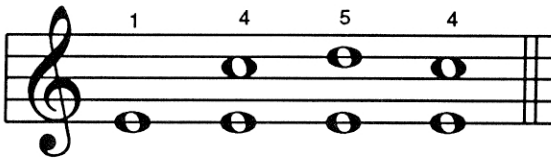


___ ___ ___ ___

REPEAT NOTE: ____.

M. 22 & 30

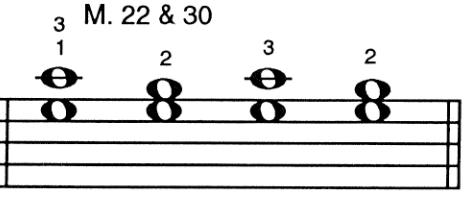


___ ___ ___ ___

REPEAT NOTE: ____.

M. 26 & 27




___ ___ ___ ___.

REPEAT NOTE: ____.

When you go to the keyboard, play all of the above patterns three times and once for your teacher.


This page is copyrighted by Mayron Cole.The logo is a registered trademark of The Mayron Cole Music Conservatory, Inc. The Mayron Cole Piano Method is providing you with a nonexclusive license to print this page for your own personal use or for you to distribute at no charge. You do **NOT** have the right to sell this page to your students or to any other third parties.

CREATED BY
MAYRON COLE

# WASH RAG

*Tempo di Rag!*

*© Mayron Cole*






FREEPIANOMETHOD.COM
This page is copyrighted by Mayron Cole.The logo is a registered trademark of The Mayron Cole Music Conservatory, Inc. The Mayron Cole Piano Method is providing you with a nonexclusive license to print this page for your own personal use or for you to distribute at no charge. You do **NOT** have the right to sell this page to your students or to any other third parties.

(orchestrated accompaniment has a 2 measure count-in)



FREEPIANOMETHOD.COM
This page is copyrighted by Mayron Cole.The logo is a registered trademark of The Mayron Cole Music Conservatory, Inc. The Mayron Cole Piano Method is providing you with a nonexclusive license to print this page for your own personal use or for you to distribute at no charge. You do **NOT** have the right to sell this page to your students or to any other third parties.



28 *mf* *cresc.* 29 *f* 30

*mf* *cresc.* 31 *f* 32 33

34 35 36 *D.S. al Fine*

**REPEAT** with the **R.H.**
an **OCTAVE HIGHER**



F R E E P I A N O M E T H O D . C O M
This page is copyrighted by Mayron Cole.The logo is a registered trademark of The Mayron Cole Music Conservatory, Inc. The Mayron Cole Piano Method is providing you with a nonexclusive license to print this page for your own personal use or for you to distribute at no charge. You do **NOT** have the right to sell this page to your students or to any other third parties.

The
**MAYRON COLE PIANO METHOD**



## *FUN SHEET*

## WASH RAG ©



Measures 21 through 36




**1.** The **RIGHT HAND** plays 4-note **BROKEN CHORDS.** Some of these chords can be called "chain chords"© because of their "shape" as you play them on the keyboard.

On your keyboard, play these keys:
**E GA C.**

Visually, you can see that there is a skip from E to G. Then, G and A are "linked" together. Next, there is another skip to C.

Picture this:

**E GA C.**



You are really playing 2 thirds and linking them together in the middle!

**2.** The **CHAIN CHORDS**© in measures 21, 23, 29, 31, and 34 are written below in **WHOLE NOTES** for easy reading. Write the letter names under the notes. Then, play these "double chain chords" three times and once more for your teacher.

**E-Chain Chords**




Letter Name: ___ ___ ___ ___ ___ ___ ___ ___.


This page is copyrighted by Mayron Cole.The logo is a registered trademark of The Mayron Cole Music Conservatory, Inc. The Mayron Cole Piano Method is providing you with a nonexclusive license to print this page for your own personal use or for you to distribute at no charge. You do **NOT** have the right to sell this page to your students or to any other third parties.

**3.** There is **ONE MORE CHAIN CHORD©** in measure 35.

It is "built" on the low note, "D." We will call this chord the "**D CHAIN**."

The "**D-CHAIN CHORD**" is written below in **WHOLE NOTES** for easy reading. Write the letter names below each note. Then, play this "**D CHAIN**" three times and once for your teacher.



## D-Chain Chords




Measure 35

## UNUSUAL BROKEN CHORDS!

**4.** **TWO MORE** broken 4-note chords are played in measure 25 and in measure 33.

### F + G Chord

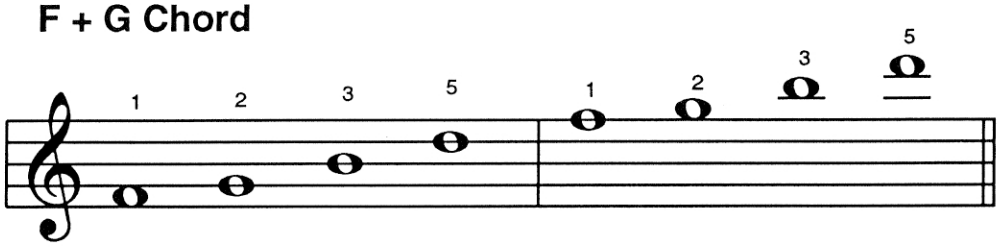


Measure 25

### F Chord + D




Measure 33

**PLAY ALL OF THE ABOVE BROKEN CHORDS THREE TIMES AND ONCE FOR YOUR TEACHER.** Next, turn to your music and play these measures from your **MUSIC!**



F R E E P I A N O M E T H O D . C O M
This page is copyrighted by Mayron Cole.The logo is a registered trademark of The Mayron Cole Music Conservatory, Inc. The Mayron Cole Piano Method is providing you with a nonexclusive license to print this page for your own personal use or for you to distribute at no charge. You do **NOT** have the right to sell this page to your students or to any other third parties.

The
**MAYRON COLE PIANO METHOD**



## *FUN SHEET*

## THE FINISH LINE ©

**CONGRATULATIONS ON COMPLETING ALL OF THE MUSIC AND THE THEORY FUN SHEETS OF LEVEL VI! THIS "FINISH LINE" IS A REVIEW OVER MOST OF THE MATERIAL LEARNED IN LEVEL VI.**

**REVIEW YOUR THEORY FUN SHEETS** before you take this exam, if needed.

**GOOD LUCK!**
**I KNOW THAT YOU CAN DO IT!**

**1.** You have studied **INTERVALS** many times. Below are some whole notes. Draw a note **ABOVE** the given note using the **INTERVAL** that is named below each measure. You may need to draw **LEGER LINES** for some of these **INTERVALS!**



8th 4th 7th 5th 3rd 6th

**2.** **ONE REST** is missing from each of the measures below. Draw the rest on the staff (below the arrow).

Then, write the counts below the notes and the rests.



Counts:_____.

FREEPIANOMETHOD.COM
This page is copyrighted by Mayron Cole.The logo is a registered trademark of The Mayron Cole Music Conservatory, Inc. The Mayron Cole Piano Method is providing you with a nonexclusive license to print this page for your own personal use or for you to distribute at no charge. You do **NOT** have the right to sell this page to your students or to any other third parties.

**3.** Do you remember the **MEMORY HELPER HANDS©**? Now is the time to recall them! Name the **MAJOR SCALE** (or **KEY**) to which these three **KEY SIGNATURES** below belong.

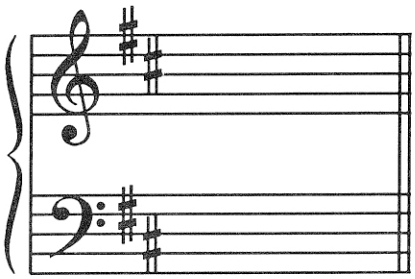

____ MAJOR



____ MAJOR



____ MAJOR



**4.** Write the **KEYNOTE** (or **TONE NOTE**) for each of the scales indicated above. Write the note in **BOTH** of the **STAFFS**.

**5.** Since you are really doing well with **KEY SIGNATURES**, draw the key signatures indicated below each of these measures.

**THEN,** draw the **I, IV, V CHORDS** for each of the **KEYS** (or **SCALES**) named. Draw the chords in **BOTH** of the **STAFFS!**



**E♭ MAJOR** I IV V | **G MAJOR** I IV V | **A♭ MAJOR** I IV V



F R E E P I A N O M E T H O D . C O M
This page is copyrighted by Mayron Cole.The logo is a registered trademark of The Mayron Cole Music Conservatory, Inc. The Mayron Cole Piano Method is providing you with a nonexclusive license to print this page for your own personal use or for you to distribute at no charge. You do **NOT** have the right to sell this page to your students or to any other third parties.

**6.** **DO YOU REMEMBER THE MEMORY HELPER HAND FOR SHARPS ©?** Then, this **CIRCLE OF 5ths** will be easy for you!

The two **LAST SCALES** are the rare ones: F♯ and C♯.

On the **OUTSIDE OF THE CIRCLE**, write the **SCALE NAME**. On the **INSIDE OF THE CIRCLE**, write the sharps that belong to that scale.

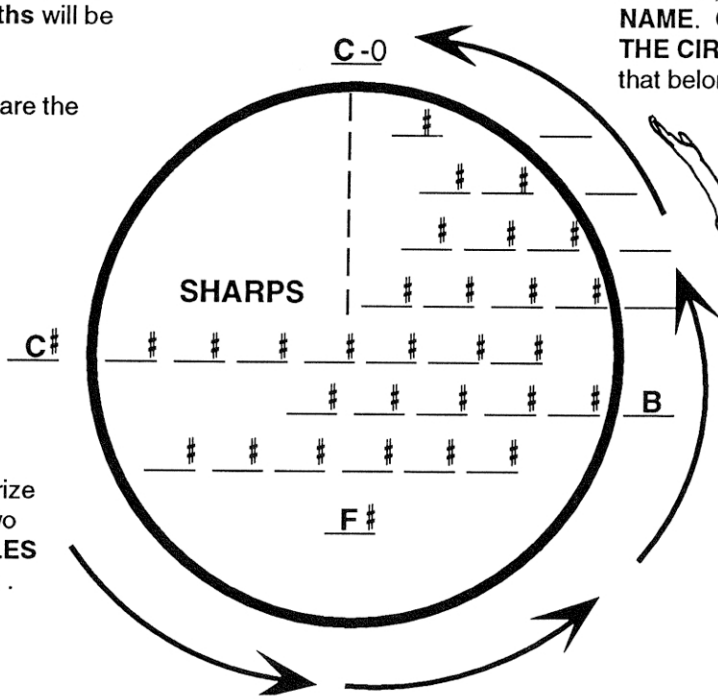






Please memorize that the last two **SHARP SCALES** are F♯ and C♯.

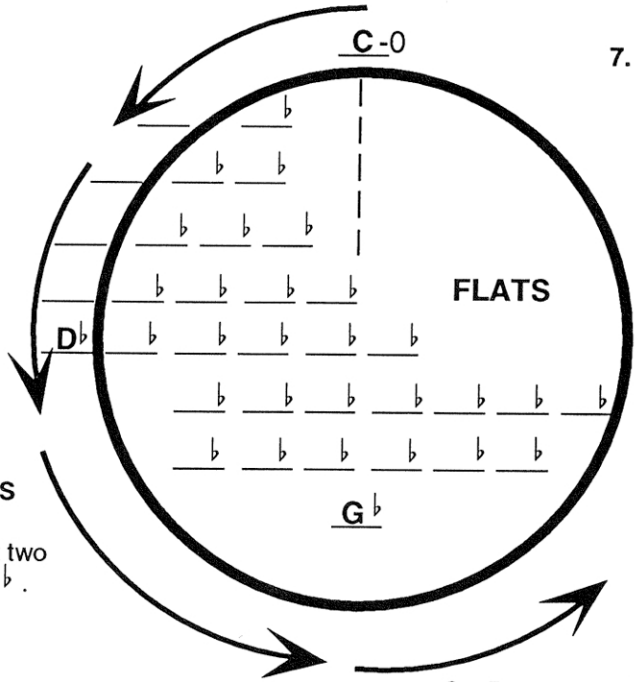


**7.** Recall the **MEMORY HELPER HAND FOR FLATS©?**

Then, fill in the correct **SCALE NAME** on the **OUTSIDE OF THE CIRCLE**.
Next, write the flats that belong to that scale on the **INSIDE OF THE CIRCLE**.

The two, rare **FLATS SCALES** have been written for you.
Please memorize that the last two **FLAT SCALES** are G♭ and C♭.

**8.** Do you see how B (TOP CIRCLE) is written in the same space as C♭ (LOW CIRCLE)? That is because those two scales are **ENHARMONIC**. _____
(yes or no?)

**9.** Look at the above two circles.

a. The C♯ scale is **ENHARMONIC** to _____.

b. The F♯ scale is **ENHARMONIC** to _____ .

F R E E P I A N O M E T H O D . C O M
This page is copyrighted by Mayron Cole.The logo is a registered trademark of The Mayron Cole Music Conservatory, Inc. The Mayron Cole Piano Method is providing you with a nonexclusive license to print this page for your own personal use or for you to distribute at no charge. You do **NOT** have the right to sell this page to your students or to any other third parties.

**10.** **A TRIAD** is a _____-note chord.
(3 or 4? )

**11.** There are basically four types of **TRIADS:**

**MAJOR MINOR AUGMENTED DIMINISHED.**

Write the "formula" for each of these triads:

**M = MAJOR 3RD; m = minor 3rd.**

**MAJOR TRIAD =** ___+___. **AUGMENTED TRIAD =** ___+___.

**MINOR TRIAD =** ___+___. **DIMINISHED TRIAD =** ___+___.

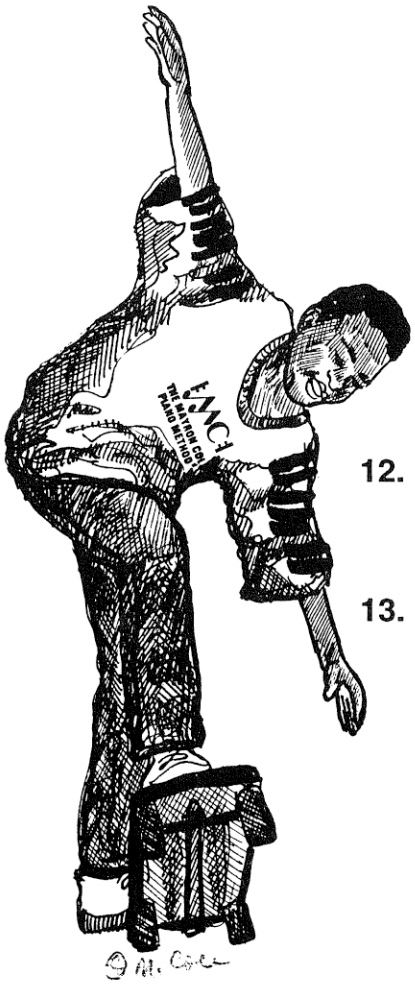

**12.** In a **MAJOR SCALE**, the **THREE PRIMARY TRIADS** are _____.
(major or minor?)

**13.** Can you recall the **MEMORY HELPER HANDS** ©? Below are two **SCALES**. You must decide if the scale is a **FLAT SCALE** or a **SHARP SCALE.** Then, write the necessary **SHARPS** (or **FLATS**) in front of the notes to which the **SHARPS** (or **FLATS**) belong.

Next, mark the **HALF STEPS** with a small **SLUR MARK.**

In **MAJOR SCALES,** the **HALF STEPS** are always between notes 3 & 4 and 7 & 8. _____
(yes or no?)

**SCALE 1**



**D♭ MAJOR**

**SCALE 2**



**B MAJOR**



FREEPIANOMETHOD.COM
This page is copyrighted by Mayron Cole.The logo is a registered trademark of The Mayron Cole Music Conservatory, Inc. The Mayron Cole Piano Method is providing you with a nonexclusive license to print this page for your own personal use or for you to distribute at no charge. You do **NOT** have the right to sell this page to your students or to any other third parties.

**14.** You remember that a **WHOLE STEP** has _____key(s)
(1 or 2?)
in the middle, either black or white.




Example:

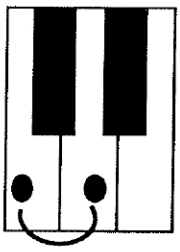

**C** to **D** is a **WHOLE STEP.**

Decide if these notes are **WHOLE STEPS, HALF STEPS, NO STEPS** (if they are the **SAME SOUND**!), or a **WHOLE** + a **HALF STEP** apart.

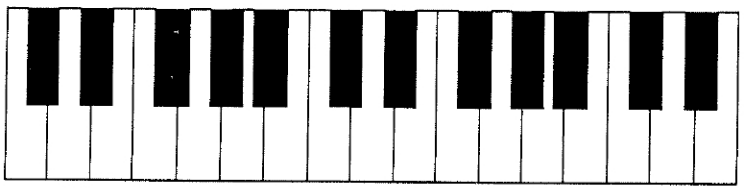

Write:
**W** for **WHOLE STEP,**
**H** for **HALF STEP,**
**O** for **SAME SOUND,**
**W + H** for **WHOLE + HALF STEP.**



_____ _____ _____ _____

**15.** Do you remember the **FAMOUS STEM RULES**? Great! Please turn these **NOTEHEADS** into notes by adding the stems, flags, or beams requested.



**HALF NOTES** | **16th NOTES** (use beams) | **QUARTER NOTES** | **EIGHTH NOTES** (use flags)

**FINAL SCORE:** _____



This page is copyrighted by Mayron Cole.The logo is a registered trademark of The Mayron Cole Music Conservatory, Inc. The Mayron Cole Piano Method is providing you with a nonexclusive license to print this page for your own personal use or for you to distribute at no charge. You do **NOT** have the right to sell this page to your students or to any other third parties.




_____

**has successfully completed**

# LEVEL 6

**and is now promoted to Level 7.**

_____
**Date**

_____
**Teacher**

Mayron Cole

**Mayron Cole**