The
MAYRON COLE PIANO METHOD



FUN SHEET

WASH RAG ©

FUN WITH RHYTHM

These **RHYTHM PATTERNS** are played many times in **WASH RAG.** Try "tapping" with the **RIGHT HAND** alone and with the **LEFT HAND** alone. After you are secure with the counting, try "tapping" **HANDS TOGETHER!** You can do it!!!



FREEPIANOMETHOD.COM
Although Mayron Cole owns the copyright to this page, she is granting permission to copy it **only** under the following condition: Teachers and students may print this page at home, school, or at their local print shop; and teachers and students may download, view, copy and/or share this page digitally.

The
MAYRON COLE
PIANO METHOD

FUN SHEET

WASH RAG ©



The **RIGHT HAND** plays an interval "pattern" in several places in **WASH RAG.**

The notes of these "patterns" are written below in **WHOLE NOTES** for **EASY READING.**

Write the letter names below each note.

M. 5 & 13



Letter Name: ___ ___ ___ ___ ___

REPEAT NOTE: E.

M. 9

___ ___ ___ ___ ___

REPEAT NOTE: ____.

M. 15

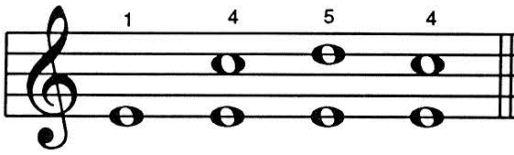

___ ___ ___ ___

REPEAT NOTE: ____.

M. 22 & 30



___ ___ ___ ___

REPEAT NOTE: ____.

M. 26 & 27



___ ___ ___ ___.

REPEAT NOTE: ____.

When you go to the keyboard, play all of the above patterns three times and once for your teacher.

F R E E P I A N O M E T H O D . C O M
Although Mayron Cole owns the copyright to this page, she is granting permission to copy it **only** under the following condition: Teachers and students may print this page at home, school, or at their local print shop; and teachers and students may download, view, copy and/or share this page digitally.

CREATED BY
MAYRON COLE

WASH RAG

Tempo di Rag!

© Mayron Cole



FREEPIANOMETHOD.COM
Although Mayron Cole owns the copyright to this page, she is granting permission to copy it **only** under the following condition: Teachers and students may print this page at home, school, or at their local print shop; and teachers and students may download, view, copy and/or share this page digitally.

(orchestrated accompaniment has a 2 measure count-in)



FREEPIANOMETHOD.COM
Although Mayron Cole owns the copyright to this page, she is granting permission to copy it **only** under the following condition: Teachers and students may print this page at home, school, or at their local print shop; and teachers and students may download, view, copy and/or share this page digitally.



28 *mf* cresc. 29 *f* 30

31 *mf* cresc. 32 *f* 33

34 35 36 *D.S. al Fine*

REPEAT with the **R.H.**
an **OCTAVE HIGHER**

F R E E P I A N O M E T H O D . C O M
Although Mayron Cole owns the copyright to this page, she is granting permission to copy it **only** under the following condition: Teachers and students may print this page at home, school, or at their local print shop; and teachers and students may download, view, copy and/or share this page digitally.

The
MAYRON COLE PIANO METHOD

FUN SHEET

WASH RAG ©



Measures 21 through 36



1. The **RIGHT HAND** plays 4-note **BROKEN CHORDS.** Some of these chords can be called "chain chords"© because of their "shape" as you play them on the keyboard.

On your keyboard, play these keys:
E GA C.

Visually, you can see that there is a skip from E to G. Then, G and A are "linked" together. Next, there is another skip to C.

Picture this:

E GA C.



You are really playing 2 thirds and linking them together in the middle!

2. The **CHAIN CHORDS**© in measures 21, 23, 29, 31, and 34 are written below in **WHOLE NOTES** for easy reading. Write the letter names under the notes. Then, play these "double chain chords" three times and once more for your teacher.

E-Chain Chords



Letter Name: ___ ___ ___ ___ ___ ___ ___ ___.

Although Mayron Cole owns the copyright to this page, she is granting permission to copy it **only** under the following condition: Teachers and students may print this page at home, school, or at their local print shop; and teachers and students may download, view, copy and/or share this page digitally.

3. There is **ONE MORE CHAIN CHORD©** in measure 35.

It is "built" on the low note, "D." We will call this chord the "**D CHAIN**."



The "**D-CHAIN CHORD**" is written below in **WHOLE NOTES** for easy reading. Write the letter names below each note. Then, play this "**D CHAIN**" three times and once for your teacher.

D-Chain Chords



Measure 35

— — — — — — — —

UNUSUAL BROKEN CHORDS!

4. **TWO MORE** broken 4-note chords are played in measure 25 and in measure 33.

F + G Chord



Measure 25

— — — — — — — —

F Chord + D



Measure 33

— — — — — — — —

PLAY ALL OF THE ABOVE BROKEN CHORDS THREE TIMES AND ONCE FOR YOUR TEACHER. Next, turn to your music and play these measures from your **MUSIC!**

F R E E P I A N O M E T H O D . C O M
Although Mayron Cole owns the copyright to this page, she is granting permission to copy it **only** under the following condition: Teachers and students may print this page at home, school, or at their local print shop; and teachers and students may download, view, copy and/or share this page digitally.

The
MAYRON COLE PIANO METHOD



FUN SHEET

THE FINISH LINE ©

CONGRATULATIONS ON COMPLETING ALL OF THE MUSIC AND THE THEORY FUN SHEETS OF LEVEL VI! THIS "FINISH LINE" IS A REVIEW OVER MOST OF THE MATERIAL LEARNED IN LEVEL VI.

REVIEW YOUR THEORY FUN SHEETS before you take this exam, if needed.

GOOD LUCK!
I KNOW THAT YOU CAN DO IT!

1. You have studied **INTERVALS** many times. Below are some whole notes. Draw a note **ABOVE** the given note using the **INTERVAL** that is named below each measure. You may need to draw **LEGER LINES** for some of these **INTERVALS!**



8th 4th 7th 5th 3rd 6th

2. **ONE REST** is missing from each of the measures below. Draw the rest on the staff (below the arrow).

Then, write the counts below the notes and the rests.

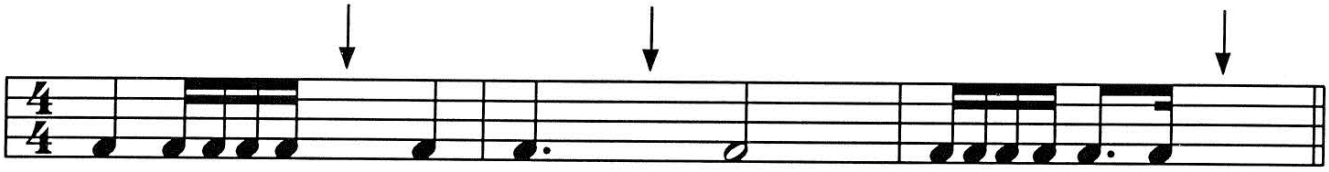

Counts:_____.

Although Mayron Cole owns the copyright to this page, she is granting permission to copy it **only** under the following condition: Teachers and students may print this page at home, school, or at their local print shop; and teachers and students may download, view, copy and/or share this page digitally.

3. Do you remember the **MEMORY HELPER HANDS©**? Now is the time to recall them! Name the **MAJOR SCALE** (or **KEY**) to which these three **KEY SIGNATURES** below belong.



____ MAJOR ____ MAJOR ____ MAJOR



4. Write the **KEYNOTE** (or **TONE NOTE**) for each of the scales indicated above. Write the note in **BOTH** of the **STAFFS**.

5. Since you are really doing well with **KEY SIGNATURES**, draw the key signatures indicated below each of these measures.

THEN, draw the **I, IV, V CHORDS** for each of the **KEYS** (or **SCALES**) named. Draw the chords in **BOTH** of the **STAFFS!**



E♭ MAJOR I IV V | **G MAJOR** I IV V | **A♭ MAJOR** I IV V

F R E E P I A N O M E T H O D . C O M
Although Mayron Cole owns the copyright to this page, she is granting permission to copy it **only** under the following condition: Teachers and students may print this page at home, school, or at their local print shop; and teachers and students may download, view, copy and/or share this page digitally.

6. DO YOU REMEMBER THE MEMORY HELPER HAND FOR SHARPS ©?
Then, this **CIRCLE OF 5ths** will be easy for you!

The two **LAST SCALES** are the rare ones: F♯ and C♯.

On the **OUTSIDE OF THE CIRCLE**, write the **SCALE NAME**. On the **INSIDE OF THE CIRCLE**, write the sharps that belong to that scale.

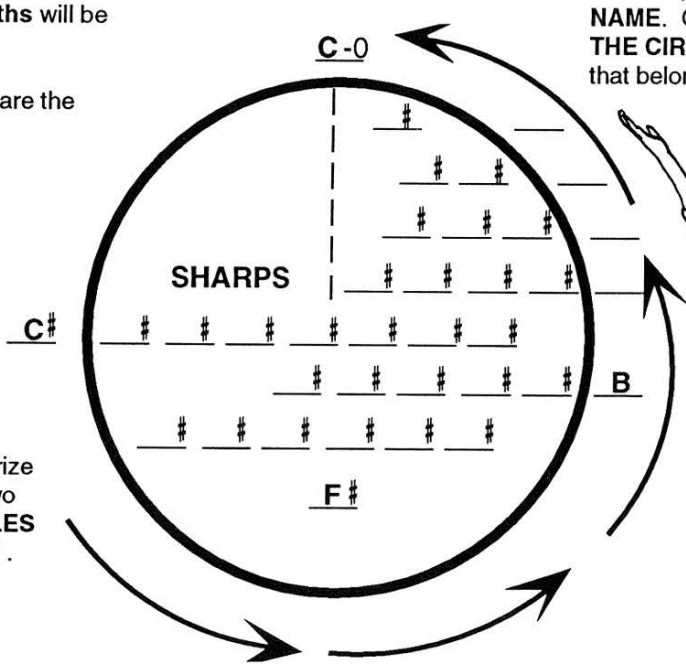





Please memorize that the last two **SHARP SCALES** are F♯ and C♯.

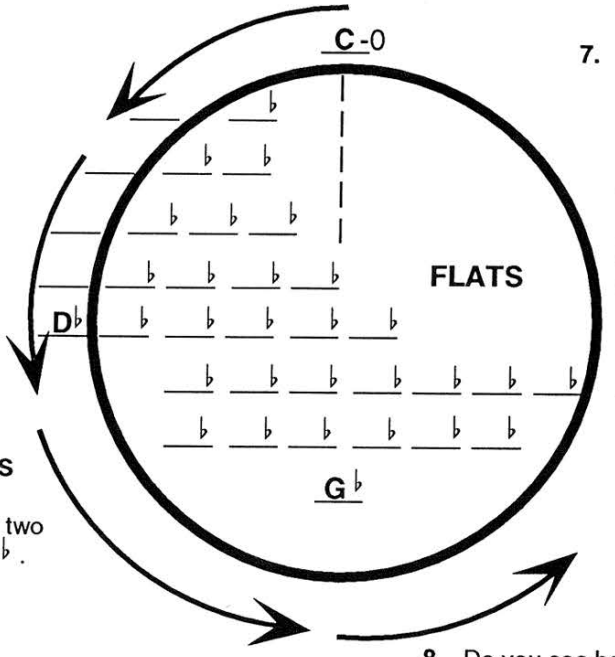

7. Recall the **MEMORY HELPER HAND FOR FLATS©?**

Then, fill in the correct **SCALE NAME** on the **OUTSIDE OF THE CIRCLE**.
Next, write the flats that belong to that scale on the **INSIDE OF THE CIRCLE**.

C♭

The two, rare **FLATS SCALES** have been written for you.
Please memorize that the last two **FLAT SCALES** are G♭ and C♭.

8. Do you see how B (TOP CIRCLE) is written in the same space as C♭ (LOW CIRCLE)? That is because those two scales are **ENHARMONIC**. _____
(yes or no?)

9. Look at the above two circles.

a. The C♯ scale is **ENHARMONIC** to _____.

b. The F♯ scale is **ENHARMONIC** to _____ .

Although Mayron Cole owns the copyright to this page, she is granting permission to copy it **only** under the following condition: Teachers and students may print this page at home, school, or at their local print shop; and teachers and students may download, view, copy and/or share this page digitally.

10. **A TRIAD** is a _____-note chord.
(3 or 4?)

11. There are basically four types of **TRIADS:**

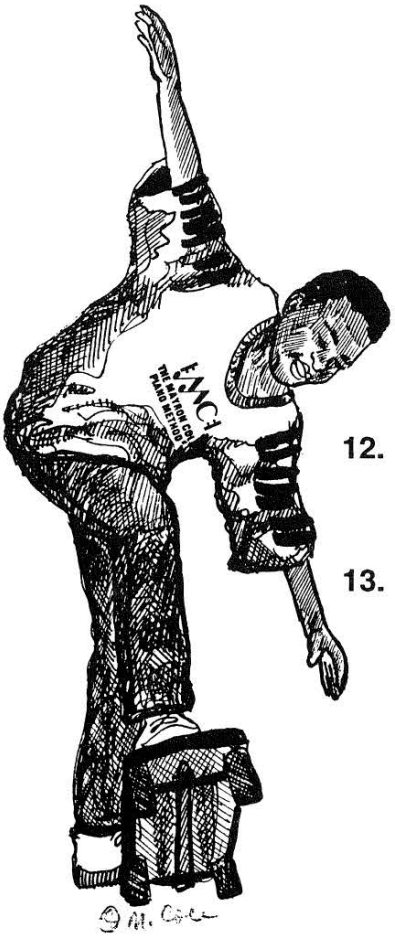

MAJOR MINOR AUGMENTED DIMINISHED.

Write the "formula" for each of these triads:

M = MAJOR 3RD; m = minor 3rd.

MAJOR TRIAD = ___+___. **AUGMENTED TRIAD =** ___+___.

MINOR TRIAD = ___+___. **DIMINISHED TRIAD =** ___+___.

12. In a **MAJOR SCALE**, the **THREE PRIMARY TRIADS** are _____.
(major or minor?)

13. Can you recall the **MEMORY HELPER HANDS** ©? Below are two **SCALES**. You must decide if the scale is a **FLAT SCALE** or a **SHARP SCALE.** Then, write the necessary **SHARPS** (or **FLATS**) in front of the notes to which the **SHARPS** (or **FLATS**) belong.

Next, mark the **HALF STEPS** with a small **SLUR MARK.**

In **MAJOR SCALES,** the **HALF STEPS** are always between notes 3 & 4 and 7 & 8. _____
(yes or no?)

SCALE 1



D♭ MAJOR

SCALE 2



B MAJOR

F R E E P I A N O M E T H O D . C O M
Although Mayron Cole owns the copyright to this page, she is granting permission to copy it **only** under the following condition: Teachers and students may print this page at home, school, or at their local print shop; and teachers and students may download, view, copy and/or share this page digitally.

14. You remember that a **WHOLE STEP** has _____key(s)
(1 or 2?)
in the middle, either black or white.



Example:

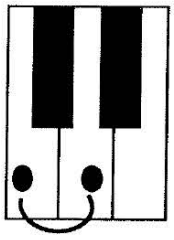

C to **D** is a **WHOLE STEP.**

Decide if these notes are **WHOLE STEPS, HALF STEPS, NO STEPS** (if they are the **SAME SOUND**!), or a **WHOLE** + a **HALF STEP** apart.

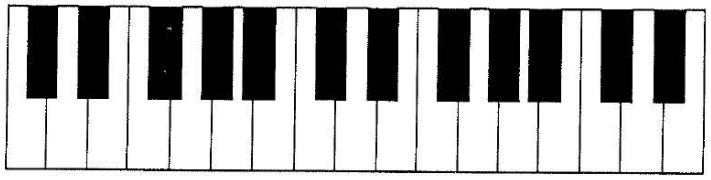

Write:
W for **WHOLE STEP,**
H for **HALF STEP,**
O for **SAME SOUND,**
W + H for **WHOLE + HALF STEP.**



_____ _____ _____ _____

15. Do you remember the **FAMOUS STEM RULES**? Great! Please turn these **NOTEHEADS** into notes by adding the stems, flags, or beams requested.



HALF NOTES | **16th NOTES** (use beams) | **QUARTER NOTES** | **EIGHTH NOTES** (use flags)

FINAL SCORE: _____

Although Mayron Cole owns the copyright to this page, she is granting permission to copy it **only** under the following condition: Teachers and students may print this page at home, school, or at their local print shop; and teachers and students may download, view, copy and/or share this page digitally.



The
MAYRON COLE PIANO METHOD

THE ONLY PIANO METHOD THAT TAKES STUDENTS FROM KINDERGARTEN TO COLLEGE

WWW.FREEPIANOMETHOD.COM



_____

has successfully completed

LEVEL 6

and is now promoted to Level 7.

_____
Date

_____
Teacher

Mayron Cole

Mayron Cole