The
MAYRON COLE PIANO METHOD

FUN SHEET

©AMEL ©ARAVAN ©

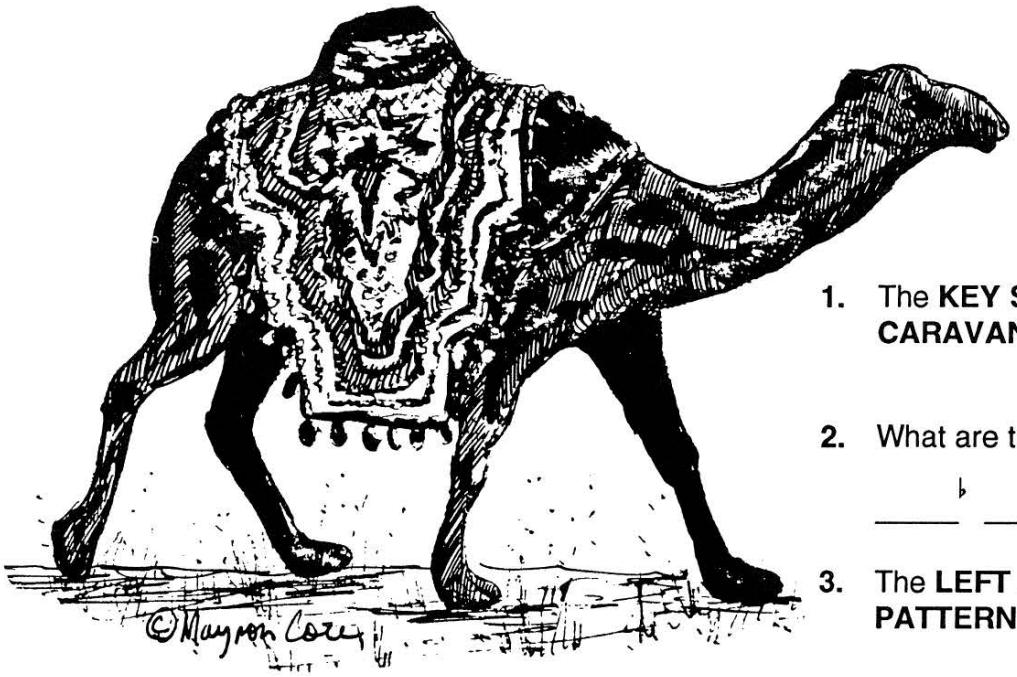

1. The **KEY SIGNATURE** of **CAMEL CARAVAN** is four _____.
   (flats or sharps?)

2. What are the first four **FLATS** in order?

   ♭ ♭ ♭ ♭
   _____ _____ _____ _____

3. The **LEFT HAND** plays **AN INTERVAL PATTERN** in **CAMEL CARAVAN.**

DO YOU REMEMBER THE INTERVAL PATTERN played in **FOREVER RIVER**? _____
The **INTERVAL PATTERN** in **CAMEL CARAVAN** uses the same idea.

4. Write the letter names below these **INTERVAL PATTERNS** that are played in **CAMEL CARAVAN.** Play each three times and once for your teacher.



Letter Names: ___ ___ ___ ___ ___ ___ ___ ___ ___ ___ ___ ___ ___ ___ ___.

Although Mayron Cole owns the copyright to this page, she is granting permission to copy it **only** under the following condition: Teachers and students may print this page at home, school, or at their local print shop; and teachers and students may download, view, copy and/or share this page digitally.

CAMEL CARAVAN

(orchestrated accompaniment has a 2 measure count-in)

© *Mayron Cole*



F R E E P I A N O M E T H O D . C O M
Although Mayron Cole owns the copyright to this page, she is granting permission to copy it **only** under the following condition: Teachers and students may print this page at home, school, or at their local print shop; and teachers and students may download, view, copy and/or share this page digitally.



FREEPIANOMETHOD.COM
Although Mayron Cole owns the copyright to this page, she is granting permission to copy it **only** under the following condition: Teachers and students may print this page at home, school, or at their local print shop; and teachers and students may download, view, copy and/or share this page digitally.

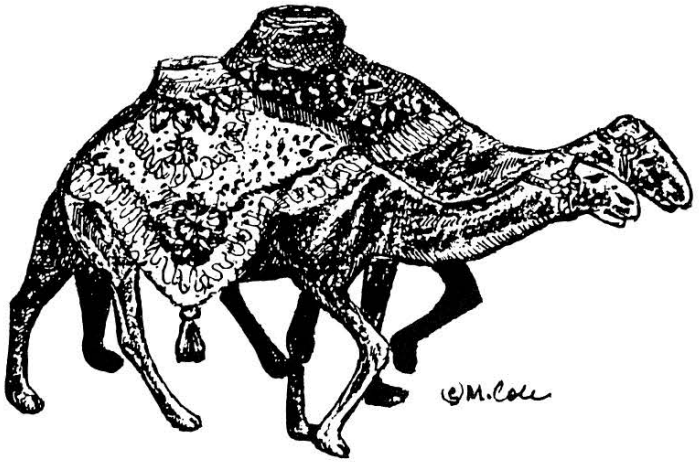

4
4

REMEMBER:

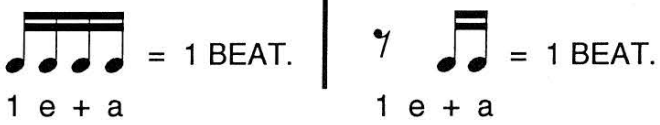

5. These rhythms are played in **CAMEL CARAVAN**. For piano class fun, divide your class into two teams. The **RIGHT-HAND TEAM** plays their part on a **HIGH C**, **E**, or **G** key. The **LEFT-HAND TEAM** plays their part on a **LOW C** or a **LOW G** key. Play the rhythms below several times. Then, switch teams.
How well did you do?_____

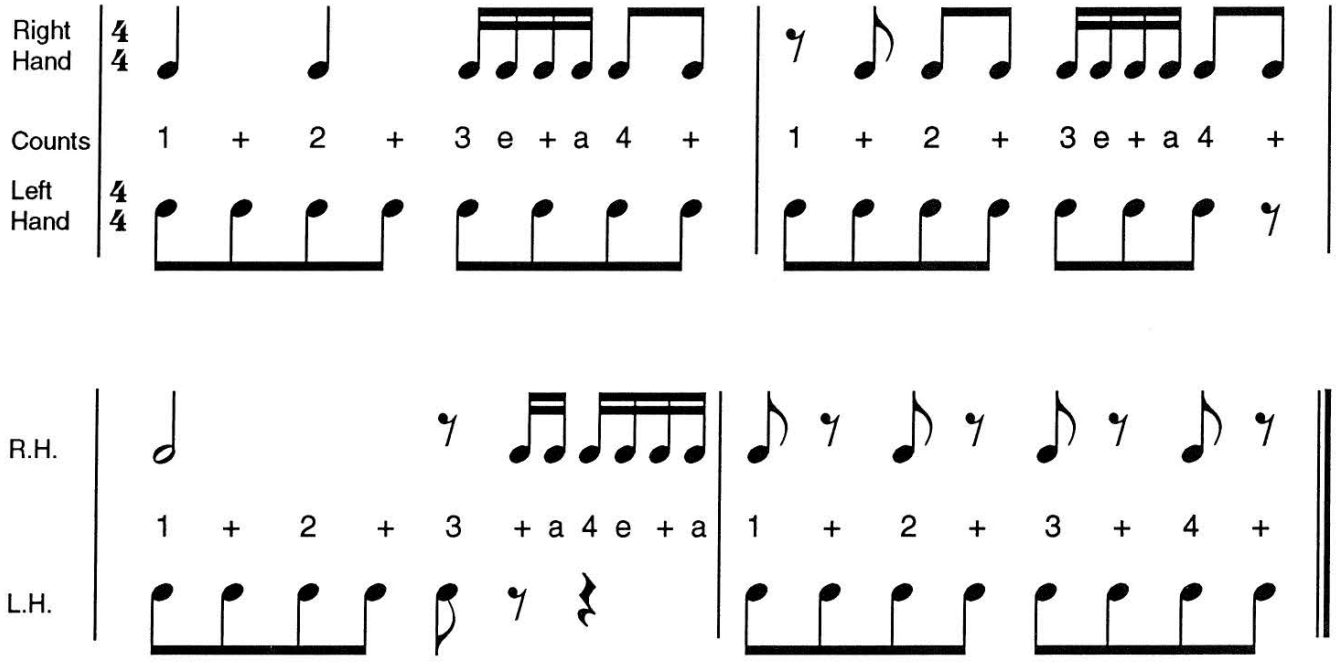

FREEPIANOMETHOD.COM
Although Mayron Cole owns the copyright to this page, she is granting permission to copy it **only** under the following condition: Teachers and students may print this page at home, school, or at their local print shop; and teachers and students may download, view, copy and/or share this page digitally.

The
MAYRON COLE PIANO METHOD

FUN SHEET

©AMEL ©ARAVAN ©

FIND SOMETHING IN THE SECOND COLUMN THAT MATCHES WITH SOMETHING IN THE FIRST COLUMN. THEN, WRITE THE CORRECT LETTER ON THE BLANK PROVIDED:



1._____	TIME SIGNATURE	**a.**	*CAMEL SPEED*
2._____	PLAY THE NOTE(S) ONE OCTAVE HIGHER THAN WRITTEN.	**b.**	*diminuendo*
3._____	PLAY THE NOTE(S) TWO OCTAVES HIGHER THAN WRITTEN.	**c.**	4/4
4._____	PLAY THE NOTE(S) THREE OCTAVES HIGHER THAN WRITTEN.	**d.**	8va
5._____	TEMPO MARKING	**e.**	*ritardando*
6._____	PLAY THE CHORD "BROKEN" —starting with the LOWEST NOTE!	**f.**	22
7._____	GRADUALLY PLAY SOFTER.	**g.**	8
8._____	GRADUALLY PLAY SLOWER.	**h.**	15 ma

F R E E P I A N O M E T H O D . C O M
Although Mayron Cole owns the copyright to this page, she is granting permission to copy it **only** under the following condition: Teachers and students may print this page at home, school, or at their local print shop; and teachers and students may download, view, copy and/or share this page digitally.



MORE FUN WITH RHYTHM!

1. **DRAW BAR-LINES WHERE NEEDED TO DIVIDE THESE NOTES AND RESTS INTO MEASURES !**

REMEMBER:  = 1 beat !

1 e + a

 = 1 beat !

1 e + a



Counts: _____

2. **WRITE THE COUNTS UNDER EACH NOTE AND REST ABOVE.**

3. **WHEN YOU RETURN TO YOUR KEYBOARDS, PLAY THE ABOVE RHYTHMS WITH YOUR CLASS. PLAY IN DIFFERENT OCTAVES.**

4. **COMPLETE EACH OF THESE MEASURES WITH ONE NOTE !**



HOW WELL DID YOU DO? _____

F R E E P I A N O M E T H O D . C O M
Although Mayron Cole owns the copyright to this page, she is granting permission to copy it **only** under the following condition: Teachers and students may print this page at home, school, or at their local print shop; and teachers and students may download, view, copy and/or share this page digitally.