The
MAYRON COLE PIANO METHOD



ENGLISH GIGUE

Georg Philipp Telemann
(1681-1767)

DANCING A GIGUE ©

The **"GIGUE"** (pronounced "**JIG**") is a fast dance that was very popular in England and in Italy. The **GIGUE** was not a popular "court" dance, but it was a dance of the common people. It was danced with great energy and was usually accompanied by a violin. The **GIGUE** is written in triplet rhythm: 3/8, 6/8, 9/8, or 12/8 !

GIGUES begin with a short "upbeat."
(See measure pre-1on page 159.)

GIGUES are always written in **BINARY FORM.**
This means that **TWO DIFFERENT TUNES** are used:
Tune A and Tune B.
TUNE A is measures pre-1 through measure_____.

TUNE B is measures _____ through _____.

Most **GIGUES** offer a fun part for both hands to play! It would be wise to practice this **GIGUE** "hands separately" until you know each part well before playing "hands together."

1. **SOMETHING NEW!** There is **SUBSTITUTE FINGERING** in this **GIGUE**. Look at the **LEFT-HAND PART** in measures 10 and 12. Do you see "2-1" written above a note? _____

   This means to strike the key with **L.H.** finger 2. Then , while holding down the key, change to finger 1. This little trick is often used in **ORGAN PLAYING** . Since many pianists become organists, be sure to learn **SUBSTITUTE FINGERING** in this **GIGUE.**

2. **For class fun:** Divide into **TWO TEAMS** after all of the students know each part. One team plays the **RIGHT-HAND PART.** The other team plays the **LEFT-HAND PART.**

F R E E P I A N O M E T H O D . C O M
Although Mayron Cole owns the copyright to this page, she is granting permission to copy it **only** under the following condition: Teachers and students may print this page at home, school, or at their local print shop; and teachers and students may download, view, copy and/or share this page digitally.

ENGLISH GIGUE

(An **ENGLISH JIG** is a happy dance!)

TUNE A

Georg Philipp Telemann (1681-1767)



* A "pickup" may be called an **ANACRUSIS**, **UPBEAT**, or "**SPLIT MEASURE.**"
The missing portion of the pickup measure is ALWAYS at the END OF THE COMPOSITION.
How many counts are in measure 16? _____

FREEPIANOMETHOD.COM
Although Mayron Cole owns the copyright to this page, she is granting permission to copy it **only** under the following condition: Teachers and students may print this page at home, school, or at their local print shop; and teachers and students may download, view, copy and/or share this page digitally.

(orchestrated accompaniment has a 2 measure count-in)



FREEPIANOMETHOD.COM
Although Mayron Cole owns the copyright to this page, she is granting permission to copy it **only** under the following condition: Teachers and students may print this page at home, school, or at their local print shop; and teachers and students may download, view, copy and/or share this page digitally.

COUNTING WITH COMPOUND RHYTHM

1. 6/8 RHYTHM is **TRIPLET RHYTHM** or **COMPOUND RHYTHM!**



The top number tells you how many _____ are in each measure.
(rests or beats?)

The bottom number tells you the type of note that will receive _____ beat(s).
(1 or 2?)

Draw an **EIGHTH NOTE**: _____ .

Draw an **EIGHTH REST**: _____ .



2. Write the counts below these notes & rests. Be sure to be accurate in your placement of the counts!
Count: "1 2 3 4 5 6 / 1 2 3 4 5 6 ," etc.



Counts: 6 + _____ .

(Anacrusis)

3. Draw **BAR-LINES** where needed to divide these notes and rests into measures. Then, write the counts below each note.



_____



_____

F R E E P I A N O M E T H O D . C O M
Although Mayron Cole owns the copyright to this page, she is granting permission to copy it **only** under the following condition: Teachers and students may print this page at home, school, or at their local print shop; and teachers and students may download, view, copy and/or share this page digitally.