The
MAYRON COLE
PIANO METHOD



FUN SHEET

THE DRAGONFLY©

1. The **LEFT HAND** plays a fun "workout" in **THE DRAGONFLY!**

   The **LEFT HAND** plays basically three patterns in this piece.

   Each of the three patterns is written below in **WHOLE NOTES** for **EASY READING.**

   Write the letter names below each note:

PATTERN #1



Letter Name: ___ ___ ___ ___ ___ ___ ___ ___ ___ ___ ___ ___

PATTERN #2

PATTERN #3



___ ___ ___ ___ ___ ___.

Play the above left-hand patterns four times and once for your teacher.

THEN, turn to your music and play **ALL** of the left-hand notes for the entire piece!
Can you do it? _____

Although Mayron Cole owns the copyright to this page, she is granting permission to copy it **only** under the following condition: Teachers and students may print this page at home, school, or at their local print shop; and teachers and students may download, view, copy and/or share this page digitally.

CREATED BY
MAYRON COLE



THE DRAGONFLY

(orchestrated accompaniment has a 2 measure count-in)

© *Mayron Cole*

Vivace (Fast!)

FREEPIANOMETHOD.COM
Although Mayron Cole owns the copyright to this page, she is granting permission to copy it **only** under the following condition: Teachers and students may print this page at home, school, or at their local print shop; and teachers and students may download, view, copy and/or share this page digitally.

DCO = DOUBLE CROSS OVER.



Although Mayron Cole owns the copyright to this page, she is granting permission to copy it **only** under the following condition: Teachers and students may print this page at home, school, or at their local print shop; and teachers and students may download, view, copy and/or share this page digitally.



FREEPIANOMETHOD.COM
Although Mayron Cole owns the copyright to this page, she is granting permission to copy it **only** under the following condition: Teachers and students may print this page at home, school, or at their local print shop; and teachers and students may download, view, copy and/or share this page digitally.



Although Mayron Cole owns the copyright to this page, she is granting permission to copy it **only** under the following condition: Teachers and students may print this page at home, school, or at their local print shop; and teachers and students may download, view, copy and/or share this page digitally.

46 *mf* 47 48

1
49 TU 50 *f* 51 *sfz*

52 53 * *poco rit. & dim.* *p* 54 *sfz*

* Play this L.H. chord **3 OCTAVES** higher than written!

pp 55



F R E E P I A N O M E T H O D . C O M
Although Mayron Cole owns the copyright to this page, she is granting permission to copy it **only** under the following condition: Teachers and students may print this page at home, school, or at their local print shop; and teachers and students may download, view, copy and/or share this page digitally.

The
MAYRON COLE PIANO METHOD

FUN SHEET

THE DRAGONFLY©



1. The **RIGHT HAND** plays some patterns over and over, in different octave positions, during this piece.

   Below is one pattern that uses the **BLACK MOUNTAIN KEYS (BMK)** of **F♯** and **E♭**!
   Write the letter names below these notes (written here in **WHOLE NOTES** for easy reading!):



Letter Name: ___ ___ ___ ___ ___ ___ ___ ___ ___ ___ ___ ___.

BMK = BLACK MOUNTAIN KEYS
The **RIGHT HAND** plays **THIRDS** in **MEASURES 19, 20, 21, 22, 27, AND 28.**

2. Write the **letter names** below these **THIRDS:**

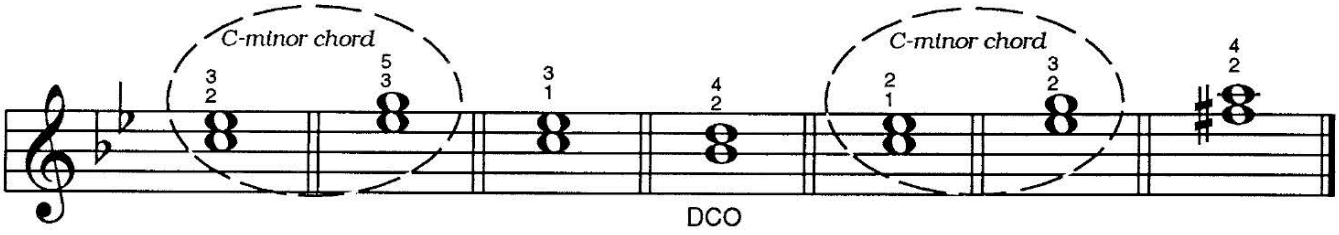

DCO

___ ___ ___ ___ ___ ___ ___ ___ ___ ___ ___ ___ ___ ___

Although Mayron Cole owns the copyright to this page, she is granting permission to copy it **only** under the following condition: Teachers and students may print this page at home, school, or at their local print shop; and teachers and students may download, view, copy and/or share this page digitally.

PLAY MIX & MATCH !©

Find something in the **SECOND COLUMN** that matches with something in the **FIRST COLUMN.** Write the correct letter on the black provided.

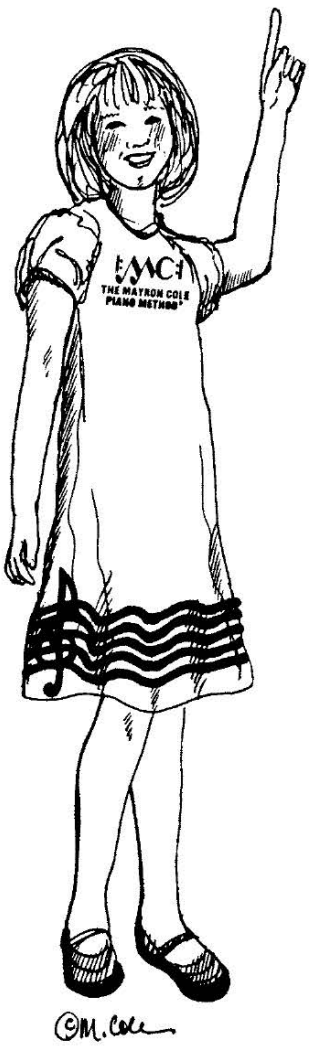

_____ **1.**	**VIVACE** (Say: "vee-VAH-chay.")	**a.** >
_____ **2.**	Gradually play **LOUDER.**	**b.** ***mp***
_____ **3.**	Tuck Under.	**c.** ***f***
_____ **4.**	Play **SMOOTHLY.**	**d.** *sforzando* - a strong accent on a single chord or note.
_____ **5.**	**FORTE**	**e.** TU
_____ 6.	**FORTISSIMO**	**f.** 
_____ **7.**	mezzo **PIANO**	**g.** slur mark
_____ **8.**	**PLAY A LITTLE SLOWER AND SOFTER.**	**h.** *poco rit. & dim.*
_____ **9.**	**ACCENT MARK** (Strike the key a little harder!)	**i.** ***ff***
_____ **10.**	***sfz***	**j.** FAST!

F R E E P I A N O M E T H O D . C O M
Although Mayron Cole owns the copyright to this page, she is granting permission to copy it **only** under the following condition: Teachers and students may print this page at home, school, or at their local print shop; and teachers and students may download, view, copy and/or share this page digitally.

The
MAYRON COLE PIANO METHOD

FUN SHEET

THE PRIMARY CHORD DECTECTIVE©!



YOU HAVE BEEN CALLED OUT ON A CASE THAT INVOLVES PREVIOUS KNOWLEDGE FROM OTHER CASES!

YOU ARE HANDED A MYSTERIOUS NOTE THAT SAYS:

"D♭ I IV V !"

WHAT DOES IT POSSIBLY MEAN?

Before you panic, you decide to take the clues "one-at-a-time"!

The first clue is: **"D♭."**

Quickly, you review your **MEMORY HELPER HAND©** for **FLATS!**

(The "♭" after the **D** gave it away !)

Your **MEMORY HELPER HAND©** will be your _____hand since it is the **FLAT SCALES** that you want!
(right or left?)

YOU sketch an outline of a **LEFT HAND.** Above each finger you write the correct letter — knowing that finger #1 (thumb) will be _____.
(F or G?)

When you complete the **MEMORY HELPER HAND©** for flats, you know that D♭ has _____ flats.
(4 or 5?)

What are those flats? _____ _____ _____ _____ _____

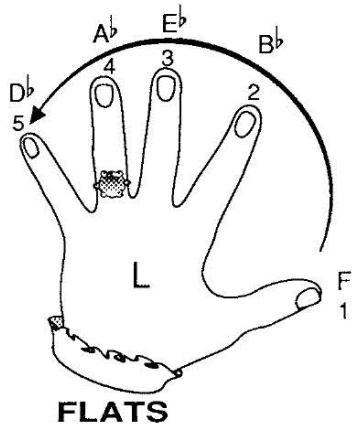

FLATS

TURN TO THE NEXT PAGE TO WRAP UP THIS CASE!

Although Mayron Cole owns the copyright to this page, she is granting permission to copy it **only** under the following condition: Teachers and students may print this page at home, school, or at their local print shop; and teachers and students may download, view, copy and/or share this page digitally.

THE PRIMARY CHORD DETECTIVE©!



CASE REVIEW: You have been handed a mysterious note that reads:

"D♭ I IV V!"

So far, you have deduced that the **KEY SIGNATURE** for **D♭ MAJOR** is _____ **FLATS.**
(4 or 5?)

What are those **FLATS** in order?

_____ ♭ _____ ♭ _____ ♭ _____ ♭ _____ ♭

On a bit of staff paper (that you **ALWAYS** carry with you!), you adroitly jot down the **KEY SIGNATURE** of **D♭ MAJOR. VERY CAREFULLY**, you then place the 5 flats correctly on **BOTH STAFFS**!

REMEMBER:

You do **NOT** need to draw the **FLATS** in front of the necessary notes! The flats are already drawn in the **KEY SIGNATURE!**

YEA!!!



Quickly, you remember that the **LARGE ROMAN NUMERALS** are used for the three **PRIMARY CHORDS**. These three **PRIMARY CHORDS** are "built" on the notes 1 4 5 of any **MAJOR SCALE**.

You sketch a small **RIGHT HAND** and number the fingers. Next, you write the first **FIVE LETTERS** of the **D♭- MAJOR SCALE**; but, you only write the **SIMPLE LETTERS: "D E F G A."**

You **LEAVE OUT** the **FLATS!**
This is for **QUICK THINKING!**

You find that the three **PRIMARY CHORDS** will be built on the notes:

I __D__ = __D__ __F__ __A__;

IV ____ = ____ ____ ____; and

V____ = ____ ____ ____.

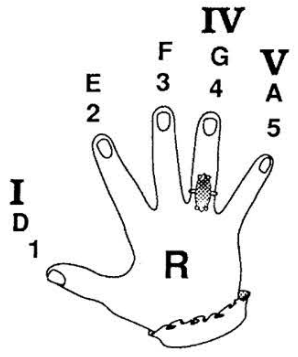

You quickly write these three chords on the staff above in **ROOT POSITION!** **CASE CLOSED!**

Please note, pages 138 & 139 have been removed. The next page is 140.

F R E E P I A N O M E T H O D . C O M
Although Mayron Cole owns the copyright to this page, she is granting permission to copy it **only** under the following condition: Teachers and students may print this page at home, school, or at their local print shop; and teachers and students may download, view, copy and/or share this page digitally.