The
MAYRON COLE PIANO METHOD

FUN SHEET ©

MARCH

Shostakovich

1. The **TIME SIGNATURE** of **MARCH** is a **"C"**. This **"C"** is really a **BROKEN CIRCLE** that has become a symbol for **COMMON TIME** or _____time.
($\frac{3}{4}$ or $\frac{4}{4}$?)

2. **MARCH** begins with an **ANACRUSIS**. This means that the music begins on a "weak" beat (beat 4). Where are beats 1, 2, and 3?



_____
(the top of page 2 or the last measure of the piece?)

3. **MARCH** is a **CONTEMPORARY** piece of music (written in the last eighty years). It is going to sound **DISSONANT.** This means that notes "clash" and sometimes sound wrong. But, when played correctly, **MARCH** is fun and quite a challenge for your fingers to play!

There are **TWO PLACES** in **MARCH** where your left and right hand will both be playing **TUCK UNDERS** at the same time. We will call these **DOUBLE TUCK UNDERS.** Turn to **MARCH** and find these **DOUBLE TUCK UNDERS. Clue: Look in measures 15 and 23 on page 117.**

There are **THREE** places in **MARCH** where you play the **BLACK DOG EARS** (E♭ and D♭). Find the **THREE** sets of **BLACK DOG EARS** in **MARCH** and circle them. **Clue: Look in measures 11, 21, and 22 on pages 116 and 117.**

4. When you go to the keyboard, you need to work on three "tricky" places in **MARCH.** Play measures 9 through 12 hands separately three times. Next, play these measures hands together three more times.
Can you do it? _____

Then, play measures 13 through 16 on page 117. Was it easy? _____

Last, play measures 21 to 24. Watch for the **BLACK DOG EARS** and the **DOUBLE TUCK UNDER.** Were you great? _____ **YEA!!**

F R E E P I A N O M E T H O D . C O M
Although Mayron Cole owns the copyright to this page, she is granting permission to copy it **only** under the following condition: Teachers and students may print this page at home, school, or at their local print shop; and teachers and students may download, view, copy and/or share this page digitally.

MARCH

Dmitri Shostakovich
(1906-1975)

March Tempo



FREEPIANOMETHOD.COM
Although Mayron Cole owns the copyright to this page, she is granting permission to copy it **only** under the following condition: Teachers and students may print this page at home, school, or at their local print shop; and teachers and students may download, view, copy and/or share this page digitally.

(orchestrated accompaniment has a 2 measure count-in)



F R E E P I A N O M E T H O D . C O M
Although Mayron Cole owns the copyright to this page, she is granting permission to copy it **only** under the following condition: Teachers and students may print this page at home, school, or at their local print shop; and teachers and students may download, view, copy and/or share this page digitally.

5. You will play this **RIGHT-HAND PATTERN** many times in **MARCH.** Write the letter names below these notes. Then, turn to **MARCH** and see how many times you can find this **RIGHT-HAND PATTERN.** _____
(7 or 8 times?)



Letter Name: — — — — —.

6. Measures 22 and 23 on p. 117 are **TRICKY** and require extra practice and extra **THINKING!**



During piano time, play the **RIGHT HAND** three times. Then, play the **LEFT HAND** three times. Finally, slowly play these two measures **TOGETHER!**
The notes are written here as whole notes for easy reading:



* SAME FINGERS - BOTH HANDS

7. Look at the above **TRICKY MEASURES.** Which two notes are the **BLACK DOG EARS?** _____♭ and _____♭

8. Look at the **LAST TWO NOTES** played by both the **RIGHT HAND** and the **LEFT HAND.** There is a * above and below these notes. Do you understand that **BOTH HANDS** use the same **FINGERS?**

_____
(yes or no?)

9. After you have played the above measures slowly with **CORRECT FINGERING,** let your teacher watch you play them.

F R E E P I A N O M E T H O D . C O M
Although Mayron Cole owns the copyright to this page, she is granting permission to copy it **only** under the following condition: Teachers and students may print this page at home, school, or at their local print shop; and teachers and students may download, view, copy and/or share this page digitally.

The
MAYRON COLE
PIANO METHOD

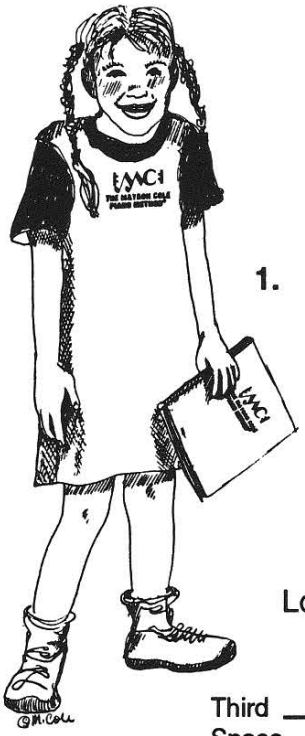

FUN SHEET

BECOMING BETTER WITH RESTS©

1. **RESTS** must be placed accurately on the **STAFF.**

The **WHOLE REST** and the **HALF REST** both reside in the **THIRD SPACE** (count from the bottom) of **BOTH STAFFS.**

Look at these rests:

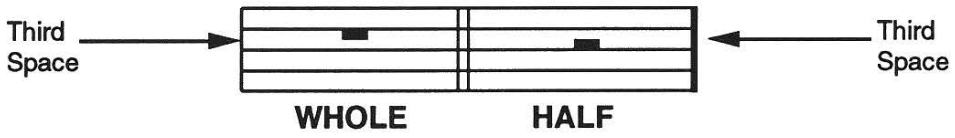

WHOLE **HALF**

2. Draw **FOUR WHOLE RESTS** below.
Next draw **FOUR HALF RESTS.**

WHOLE RESTS: | **HALF RESTS:**



REMEMBER: The "WHOLE MEASURE REST" fills a "WHOLE MEASURE" with silence no matter **WHAT THE TIME SIGNATURE IS**!!

3. The **QUARTER REST** is a **SLANTED "Z"** with a **LITTLE C** at the bottom. The **SECOND LINE** must go through the **LITTLE C.**

Draw **FOUR QUARTER RESTS:**



F R E E P I A N O M E T H O D . C O M
Although Mayron Cole owns the copyright to this page, she is granting permission to copy it **only** under the following condition: Teachers and students may print this page at home, school, or at their local print shop; and teachers and students may download, view, copy and/or share this page digitally.

4. The **EIGHTH REST** looks like a little **"7."** It must be placed in the **MIDDLE TWO SPACES OF THE STAFF.**

DRAW FOUR EIGHTH RESTS BELOW:



5. The **SIXTEENTH REST** looks like the **EIGHTH REST**; but, like the **SIXTEENTH NOTE**, the **SIXTEENTH REST MUST HAVE <u>TWO FLAGS.</u>**

Place the **SIXTEENTH REST** in the **FIRST THREE SPACES OF THE STAFF.**

DRAW FOUR SIXTEENTH RESTS BELOW:



6. Draw A **SIXTEENTH NOTE:** _____.

Draw A **SIXTEENTH REST:** _____.

Draw An **EIGHTH NOTE:** _____.

Draw An **EIGHTH REST:** _____.

Draw A **HALF NOTE:** _____.

Draw A **HALF REST:** _____.

Draw A **QUARTER NOTE:** _____.

Draw A **QUARTER REST:** _____.

Draw A **WHOLE NOTE:** _____.

Draw A **WHOLE REST:** _____.



F R E E P I A N O M E T H O D . C O M
Although Mayron Cole owns the copyright to this page, she is granting permission to copy it **only** under the following condition: Teachers and students may print this page at home, school, or at their local print shop; and teachers and students may download, view, copy and/or share this page digitally.