

MORE SCALE DETECTIVE© CASES!

CASE # 1!



YOU, the **GREAT SCALE DETECTIVE©** , have been called in on a mysterious case! Someone has written the **KEY SIGNATURE** for a scale on a **GRAND STAFF,** but no one knows to which scale the **KEY SIGNATURE** belongs !! Also, the **KEY-NOTE** of the scale is missing!

You arrive on the scene and cooly surmise the situation! You see **THREE FLATS** written on a small **GRAND STAFF.**

You quickly review **THE MEMORY HELPER HAND©** for **FLATS.** When you get to the 3rd finger, you find that it is to help you to remember _____.
(E♭ or A ♭?)



Then, quietly but proudly, you proclaim the **KEY SIGNATURE** above to belong to _____-flat major. You write the **KEYNOTE** (which is the same name as the **KEY SIGNATURE** name) on each of the above staffs! It's all in a day's work for the **GREAT SCALE DETECTIVE!**

CASE # 2!



This is an **EASY** case for you, which is nice because you've had a long day. You are called to see a mysterious **KEY SIGNATURE** written on a little grand staff. You see **FIVE FLATS** on each staff. You've left too quickly to remember your detective manual; so, you must do this by memory. You can't quite remember which **MAJOR SCALE** has **FIVE FLATS** for a key signature, but you remember that _____ has **TWO SHARPS!**
(G or D ?)

You then deduce that this **KEY SIGNATURE** must belong to _____-flat major, because 2 sharps + 5 flats = 7. You draw a **KEYNOTE** on each staff. The **KEYNOTE** is the same name as the **SCALE NAME** to which the above key signature belongs!

F R E E P I A N O M E T H O D . C O M
Although Mayron Cole owns the copyright to this page, she is granting permission to copy it **only** under the following condition: Teachers and students may print this page at home, school, or at their local print shop; and teachers and students may download, view, copy and/or share this page digitally.

CASE # 3 !

You are called in one afternoon to view a **MAJOR SCALE** which is just lying there on a grand staff. It is a pitiful sight because it has **NO IDENTITY!**

People in the crowd say that the scale is probably part of the **SHARP FAMILY** of scales since it begins on _____.
(F or G?)

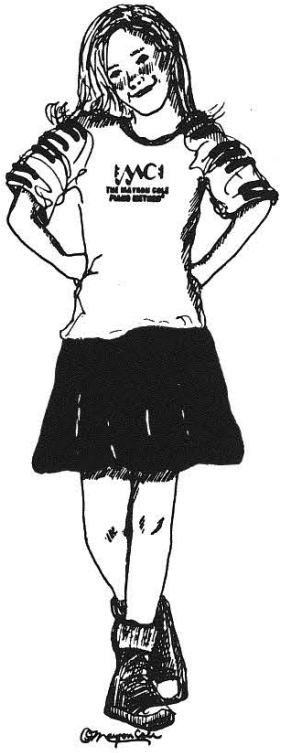

You look closer at the scale. There's something about it that tips you off that it is **NOT** a member of the notorious **SHARP FAMILY**! What is it? What is the clue that you are looking for? Your brain is thinking hard!

Aha! You have it! There is only **ONE FLAT SCALE** that begins on a **WHITE KEY!** And, that **FLAT SCALE IS** _____.
(F or G?)

(Not counting the rarely seen and elusive **C-Flat MAJOR SCALE!**)

You remember some past cases of **FLAT-SCALE DETECTIVE WORK**; and, in all of those cases, the **FLAT SCALES** began and ended on a **BLACK KEY — a FLAT!**

Sure enough, this **MAJOR SCALE** starts and ends on _____. Therefore, it is the _____**MAJOR SCALE!**

You fumble around in your coat pocket for your always lost detective manual, but you finally realize that you must recall **THE MEMORY HELPER HAND©** totally from memory!!

You determine that the **KEY SIGNATURE** of **F MAJOR** is _____flat(s), and **the FLAT(S)**
(1 or 2?)

is(are) _____flat! You draw a small **FLAT SIGN** in front of the **B's** on each staff. Then, since it is a **MAJOR SCALE** that you are viewing, you connect notes 3 & 4 and 7 & 8 with a small **SLUR MARK** in both staffs! You turn to the curious onlookers and tell them to go home! The **SCALE HAS NOW BEEN IDENTIFIED !!!!!** This is one of your finest hours!



F R E E P I A N O M E T H O D . C O M
Although Mayron Cole owns the copyright to this page, she is granting permission to copy it **only** under the following condition: Teachers and students may print this page at home, school, or at their local print shop; and teachers and students may download, view, copy and/or share this page digitally.

The
MAYRON COLE PIANO METHOD



FUN SHEET ©
COUNTRY WALTZ
HAYDN

1. The **RIGHT HAND** plays a **DESCENDING** (going down) **G_7 CHORD** IN **COUNTRY WALTZ.** A **"7"** Chord is a **FOUR-NOTE CHORD.** (A **TRIAD** is a 3-note chord.) Below is the **G_7** chord. It is written with **LOW NOTES** and with **HIGH NOTES.** Write the letter names below these two **G_7 CHORDS.**

Turn to **COUNTRY WALTZ** and see how many times that you can find both sets of **G_7** chords.

LOW G7 BROKEN CHORD || **HIGH G7 BROKEN CHORD**

How many times did you find the **LOW G_7**?_____

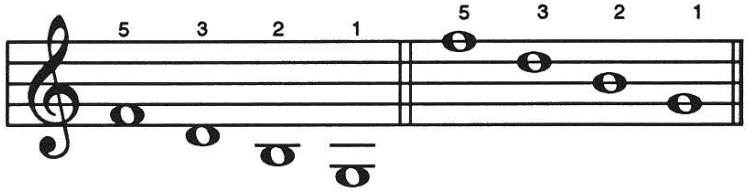

How many times did you find the **HIGH G_7 ?**_____

Letter Name: ___ ___ ___ ___ ___ ___ ___ ___.

2. The **LEFT HAND** plays this simple pattern in measures 1 through 8. Write the letter names below these notes:



___ ___ ___

3. The **RIGHT HAND** plays this pattern (which is really a **C-CHORD pattern!**). Write the letter names below these notes. How many times can you find this pattern in **COUNTRY WALTZ?** _____

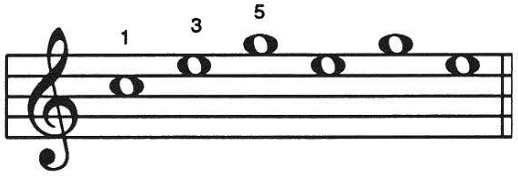

___ ___ ___ ___ ___ ___

FREEPIANOMETHOD.COM
Although Mayron Cole owns the copyright to this page, she is granting permission to copy it **only** under the following condition: Teachers and students may print this page at home, school, or at their local print shop; and teachers and students may download, view, copy and/or share this page digitally.

COUNTRY WALTZ

Joseph Haydn
(1732 - 1809)



FREEPIANOMETHOD.COM
Although Mayron Cole owns the copyright to this page, she is granting permission to copy it **only** under the following condition: Teachers and students may print this page at home, school, or at their local print shop; and teachers and students may download, view, copy and/or share this page digitally.

(orchestrated accompaniment has a 2 measure count-in)

TU = TUCK UNDER.





F R E E P I A N O M E T H O D . C O M
Although Mayron Cole owns the copyright to this page, she is granting permission to copy it **only** under the following condition: Teachers and students may print this page at home, school, or at their local print shop; and teachers and students may download, view, copy and/or share this page digitally.



RHYTHM FUN!

1. The **TOP NUMBER** of the **TIME SIGNATURE** tells you how many _____are in one measure.
   (beats or pedal marks?)

2. The **BOTTOM NUMBER** of the **TIME SIGNATURE** tells you what type of note receives _____beat(s).
   (1 or 4?)

3. On the staff below, place bar-lines where they are needed:



4. Draw the correct **TOP NUMBER** of the **TIME SIGNATURE** in each of the following measures:



5. Draw **ONE NOTE** that receives the total number of beats for each group of notes and rests in $\frac{4}{4}$ time:

a.  =_____.

b.  =_____.

c.  =_____.

d.  =_____.

e.  =_____.

f.  =_____.

FREEPIANOMETHOD.COM
Although Mayron Cole owns the copyright to this page, she is granting permission to copy it **only** under the following condition: Teachers and students may print this page at home, school, or at their local print shop; and teachers and students may download, view, copy and/or share this page digitally.