The
**MAYRON COLE**
**PIANO METHOD**



## *FUN SHEET*



### LUDWIG VAN BEETHOVEN
(1770-1827)

LUDWIG VAN BEETHOVEN was born in Bonn, Germany. When Beethoven's father realized that his son had musical talent, he forced the young child to practice for hours at the piano. As a four-year-old, little Beethoven stood at the piano and wept as he practiced. He gave his first recital at the age of eight years.

Despite Beethoven's sad beginning with music, he later came to love it. Eventually, he took organ lessons from a great man, Neefe, who taught him to compose music and who even helped young Beethoven to find publishers for his early works.

Eventually, Beethoven's mother died, and Beethoven's father became an alcoholic. Beethoven worked hard to support his brothers and sisters and to take care of his father. One day, Beethoven was allowed to journey to another city to study music composition with Haydn. Regretfully, he later said that Haydn was the WORST possible teacher! He learned nothing from the great composer.

Beethoven's compositions were gaining wide notice. From the beginning, he wrote with strength and emotion. Soon, his music began to tell emotional "stories" to the listeners, as the large chords built beautifully towards spiritual climaxes. Just as Beethoven began to enjoy his reputation as a great composer, the most tragic of all tragedies occurred to him: he began to lose his hearing!

When Beethoven could no longer ignore his plight, he became depressed and thought of ending his life. His music was the most important thing in his life. Thankfully, the great Beethoven began to pull strength from within and began to live life to the fullest. He once more composed without ever hearing the beautiful results. Some of his greatest symphonies were composed after he was deaf!

Beethoven's own philosophy was that "all men are brothers." His belief in this dream is reflected in his music!


Although Mayron Cole owns the copyright to this page, she is granting permission to copy it **only** under the following condition: Teachers and students may print this page at home, school, or at their local print shop; and teachers and students may download, view, copy and/or share this page digitally.

# DO YOU KNOW?

## LUDWIG VAN BEETHOVEN



**Beethoven in 1824**

1. Beethoven was born in what country? _____
   (England or Germany?)

2. How old was Beethoven when he was forced to begin taking piano lessons? _____ -years old.
   (Four or Fourteen?)

3. In spite of his sad beginning with piano, Beethoven came to love music._____
   (yes or no?)

4. What great teacher taught Beethoven to compose and helped him to publish some of his early works? _____
   (Haydn or Neefe?)

5. What great composer did Beethoven think was "the worst possible teacher"? _____
   (Haydn or Neefe?)

6. As Beethoven began to gain wide recognition as a composer, a great tragedy occurred to him. What happened? _____
   (He became blind./He became deaf.)

7. Beethoven's personal philosophy was this: "All men are brothers." Do you have a personal philosophy? Is it reflected in your life as Beethoven's philosophy was reflected in his? _____

8. Do you think it took great courage for Beethoven to continue as a composer even though he had become totally deaf? _____



FREEPIANOMETHOD.COM
Although Mayron Cole owns the copyright to this page, she is granting permission to copy it **only** under the following condition: Teachers and students may print this page at home, school, or at their local print shop; and teachers and students may download, view, copy and/or share this page digitally.

The
**MAYRON COLE PIANO METHOD**



## *FUN SHEET*

## RHYTHM REVIEW

### ALEXANDER'S MARCH
**Ludwig Van Beethoven**

1. The TOP NUMBER of the TIME SIGNATURE tells you how many BEATS will be in each measure. → **4**

   The BOTTOM NUMBER tells you what type of note receives ONE BEAT. → **4**

   The "4" stands for the 1/4 note or the QUARTER NOTE.

2. DRAW A QUARTER NOTE: _____.

   DRAW TWO BEAMED EIGHTH NOTES: _____.

3. COUNT WITH SUCCESSIVE NUMBERS LIKE THIS "1 + 2 + 3 + 4+," etc.

   **a.** Write the counts below the following notes:

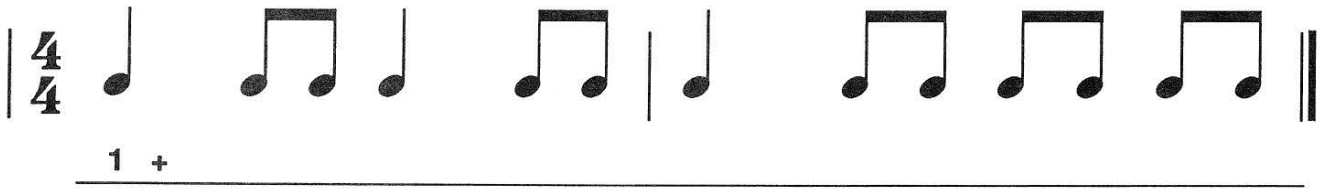


   **b.** Draw circles around the following beats:






FREEPIANOMETHOD.COM
Although Mayron Cole owns the copyright to this page, she is granting permission to copy it **only** under the following condition: Teachers and students may print this page at home, school, or at their local print shop; and teachers and students may download, view, copy and/or share this page digitally.

**4.** Write the letter names below the following notes:
Don't forget that B is FLATTED!




_____ _____ _____ _____ _____ _____

## 5. DO YOU KNOW?

Find something in the second column that means the same as something in the first column. Then, write the correct letter on the line provided.

**(1.)** _____ QUARTER REST

**(2.)** _____ WHOLE REST

**(3.)** _____ HALF REST

**(4.)** _____ ACCENT MARK

**(5.)** _____ D.S. al FINE

**(6.)** _____ THE "SIGN"

**(7.)** _____ STACCATO DOT OR "HOT DOT"



**a.** 

**b.** 

**c.** 

**d.** 

**e.** 

**f.** Go back to the **SIGN** and play to ***FINE***

**g.** 



F R E E P I A N O M E T H O D . C O M
Although Mayron Cole owns the copyright to this page, she is granting permission to copy it **only** under the following condition: Teachers and students may print this page at home, school, or at their local print shop; and teachers and students may download, view, copy and/or share this page digitally.

The
**MAYRON COLE PIANO METHOD**



## *FUN SHEET*

### ALEXANDER'S MARCH
**Ludwig Van Beethoven**




1. ALEXANDER'S MARCH was written by _____.
   (Beethoven or Mozart?)

2. The KEY SIGNATURE of ALEXANDER'S MARCH is _____-flat.
   (B or F?)

3. There are seven FLATS in music. In order, they are:

   B♭ E♭ A♭ D♭ G♭ C♭ F♭.

   **a.** The FIRST FIVE are BLACK-KEY FLATS.

   Write the first five flats in order:

   ____ ____ ____ ____ ____.

   **b.** The LAST TWO are WHITE-KEY FLATS.

   Write the last two flats in order: ____ & ____.

4. The TIME SIGNATURE of ALEXANDER'S MARCH is _____.

   $\left(\frac{3}{4} \text{ or } \frac{4}{4} ?\right)$

5. The TOP NUMBER of the TIME SIGNATURE tells you how many _____will be in each measure.
   (beats or rests)

6. The BOTTOM NUMBER of the TIME SIGNATURE tells you that the _____note receives ONE BEAT.
   (1/4 or 1/2?)

7. Another name for the 1/4 note is the _____ note.
   (half or quarter?)



FREEPIANOMETHOD.COM
Although Mayron Cole owns the copyright to this page, she is granting permission to copy it **only** under the following condition: Teachers and students may print this page at home, school, or at their local print shop; and teachers and students may download, view, copy and/or share this page digitally.

# ALEXANDER'S MARCH

*Ludwig van Beethoven*
*(1770 - 1827)*






FREEPIANOMETHOD.COM
Although Mayron Cole owns the copyright to this page, she is granting permission to copy it **only** under the following condition: Teachers and students may print this page at home, school, or at their local print shop; and teachers and students may download, view, copy and/or share this page digitally.

(orchestrated accompaniment has a 2 measure count-in)






F R E E P I A N O M E T H O D . C O M
Although Mayron Cole owns the copyright to this page, she is granting permission to copy it **only** under the following condition: Teachers and students may print this page at home, school, or at their local print shop; and teachers and students may download, view, copy and/or share this page digitally.






FREEPIANOMETHOD.COM
Although Mayron Cole owns the copyright to this page, she is granting permission to copy it **only** under the following condition: Teachers and students may print this page at home, school, or at their local print shop; and teachers and students may download, view, copy and/or share this page digitally.

CF = CHANGE FINGERS
CO = CROSS OVER

TU = TUCK UNDER








FREEPIANOMETHOD.COM
Although Mayron Cole owns the copyright to this page, she is granting permission to copy it **only** under the following condition: Teachers and students may print this page at home, school, or at their local print shop; and teachers and students may download, view, copy and/or share this page digitally.

CREATED BY
MAYRON COLE



Write the letter names of the notes on the blanks to solve the **MYSTERY MESSAGE**©!
Then, draw stems on these notes to make them half notes. Don't forget the STEM RULES!

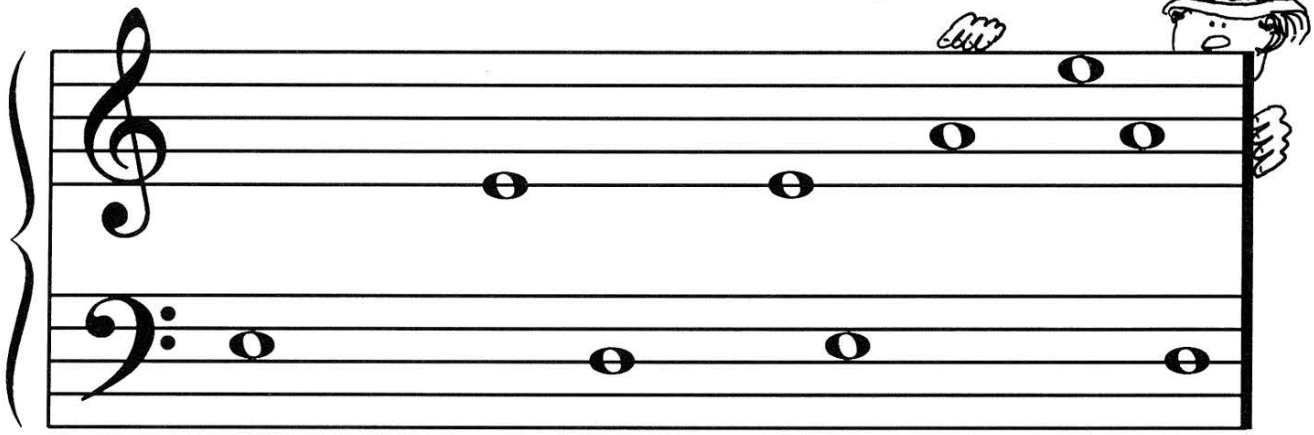

LIST__N TO TH__ __RUM. K__ __P __ ST__ __ __Y



__ __ __T. H__R__ __OM__S __L__X__N__ __R,



M__R__HIN__ __OWN TH__ STR__ __T. ©



F R E E P I A N O M E T H O D . C O M
Although Mayron Cole owns the copyright to this page, she is granting permission to copy it **only** under the following condition: Teachers and students may print this page at home, school, or at their local print shop; and teachers and students may download, view, copy and/or share this page digitally.