The
MAYRON COLE PIANO METHOD

FUN SHEET

THE LONG ROAD©

1. There are several BROKEN CHORDS in THE LONG ROAD. Broken chords are played one-note-a-time. Some of the chords are in INVERSION position, and some of the chords are in ROOT POSITION.

Write the letter names below these chords. As you play the right hand of THE LONG ROAD be watchful for more BROKEN CHORDS along the way!

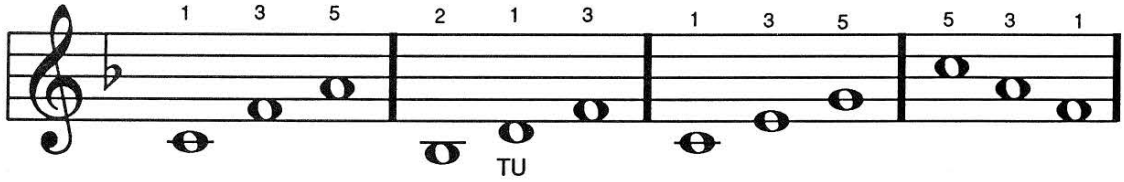



In $\frac{4}{4}$ meter,

...the QUARTER NOTE and the QUARTER REST each receive _____ beat(s).
(1or 4?)

...the HALF NOTE and the HALF REST each receive _____beats.
(4 or 2?)

...the DOTTED HALF NOTE receives _____beats.
(3 or 4?)

...the WHOLE NOTE and WHOLE REST each receive _____beats.
(4 or 2?)

...TWO-EIGHTS equal _____ beat.
(1 or 1/2?)

...An EIGHTH NOTE and an EIGHTH REST each receive only a HALF BEAT. _____
(yes or no?)

FREEPIANOMETHOD.COM
Although Mayron Cole owns the copyright to this page, she is granting permission to copy it **only** under the following condition: Teachers and students may print this page at home, school, or at their local print shop; and teachers and students may download, view, copy and/or share this page digitally.

CREATED BY
MAYRON COLE

THE LONG ROAD

(There are many broken INVERSIONS and ROOT CHORDS in this piece. Can you find all of them?)

© Mayron Cole



FREEPIANOMETHOD.COM
Although Mayron Cole owns the copyright to this page, she is granting permission to copy it **only** under the following condition: Teachers and students may print this page at home, school, or at their local print shop; and teachers and students may download, view, copy and/or share this page digitally.

(orchestrated accompaniment has a 2 measure count-in)



FREEPIANOMETHOD.COM
Although Mayron Cole owns the copyright to this page, she is granting permission to copy it **only** under the following condition: Teachers and students may print this page at home, school, or at their local print shop; and teachers and students may download, view, copy and/or share this page digitally.



FREEPIANOMETHOD.COM
Although Mayron Cole owns the copyright to this page, she is granting permission to copy it **only** under the following condition: Teachers and students may print this page at home, school, or at their local print shop; and teachers and students may download, view, copy and/or share this page digitally.



FREEPIANOMETHOD.COM
Although Mayron Cole owns the copyright to this page, she is granting permission to copy it **only** under the following condition: Teachers and students may print this page at home, school, or at their local print shop; and teachers and students may download, view, copy and/or share this page digitally.



RHYTHM REVIEW

1. Count the beats in each measure below and correctly complete the TIME SIGNATURE:



2. Place BAR-LINES where they are needed to make these notes and rests equal to FOUR BEATS per measure. Then, write the counts below. Count: "1 + 2 + 3 + 4 +," etc.



---

3. ADD each group of notes and rests. Then, draw ONE NOTE that equals each group:

a.  = _____.

b.  = _____.

c.  = _____.

d. = _____.

e. = _____.

f. = _____.

FREEPIANOMETHOD.COM
Although Mayron Cole owns the copyright to this page, she is granting permission to copy it **only** under the following condition: Teachers and students may print this page at home, school, or at their local print shop; and teachers and students may download, view, copy and/or share this page digitally.