The
MAYRON COLE
PIANO METHOD



FUN SHEET

BOURRÉE

In the wine producing countries of the old world, it took many villagers many hours of jumping up-and-down on the grapes, crushing the grapes with their feet in order to squeeze out juice to make wine.

Obviously, grape stomping could have become a very boring task for these people if it had not been for the VILLAGE MUSICIANS! The village musicians would gather around the large vats (tubs) of grapes and play happy, energetic music to encourage the grape stompers to keep going! These happy, fun compositions are called BOURRÉES (say "boo-RAYS").

Most BOURRÉES have four beats in each measure. The BOURRÉE that you are studying today was written by LEOPOLD MOZART for his son, Wolfgang.

1. The KEY SIGNATURE of L. Mozart's BOURRÉE is one _____.
(sharp or flat?)



2. There are SEVEN SHARPS in music. In order, the sharps are F♯ C♯ G♯ D♯ A♯ E♯ B♯. To remember the seven sharps in order, say this fun memory helper:
"**F**unny **C**ats **G**o **D**ancing **A**t **E**very **B**irthday!"

Now, you write the seven sharps in order. Try to write them from memory: _____ _____ _____ _____ _____ _____ _____.

3. The first sharp is _____.
(F♯ or C♯ ?)

4. If there is ONE SHARP in the KEY SIGNATURE, all of the_____
(F's or G's?)
will be sharped.

Although Mayron Cole owns the copyright to this page, she is granting permission to copy it **only** under the following condition: Teachers and students may print this page at home, school, or at their local print shop; and teachers and students may download, view, copy and/or share this page digitally.

THE LEGEND OF THE BROKEN CIRCLE.



C or ◯ ?

Many years ago, the CATHOLIC CHURCH held great power in the music world. Many HYMNS (religious songs) were sung in the church. Songs that had THREE BEATS per measure were considered HOLY, since the "three" stood for the HOLY THREE or HOLY TRINITY: God, His Son, and His Holy Spirit.

Whenever a HOLY HYMN was written, the composer would draw a

" ◯ "

for the TIME SIGNATURE. This CIRCLE stood for the HOLY THREE. Circles have long been used as symbols of "forever" or of God. Therefore, a CIRCLE meant that the HYMN had THREE BEATS per measure.

If a HYMN had a different number of beats per measure (such as four beats or two beats or six beats), it was considered not quite so holy. So, a BROKEN CIRCLE was used for the TIME SIGNATURE. After many years, the BROKEN CIRCLE for the time signature has come to mean music with FOUR BEATS PER MEASURE. You may hear people say the BROKEN CIRCLE is really a "C" and stands for "COMMON TIME" or 4/4. But, now you know that it is **NOT** a "C" but a BROKEN CIRCLE!

ANSWER THE QUESTIONS

1. A circle in ancient hymns meant _____ beats per measure.
   (3 or 4?)

2. Hymns written with circle time signatures were _____ .
   (holy or unsung?)

3. A BROKEN CIRCLE was any hymn that did NOT have three beats per measure._____
   (yes or no?)

4. A BROKEN CIRCLE has come to mean music with _____ beats per measure.
   (3 or 4?)

FREEPIANOMETHOD.COM
Although Mayron Cole owns the copyright to this page, she is granting permission to copy it **only** under the following condition: Teachers and students may print this page at home, school, or at their local print shop; and teachers and students may download, view, copy and/or share this page digitally.

The
MAYRON COLE PIANO METHOD

FUN SHEET

BOURRÉE
LEOPOLD MOZART



LEARNING FROM LEOPOLD!

Every good composer knows that he/she must have at least TWO good tunes (or melodies) to write a composition. LEOPOLD MOZART used only TWO TUNES in writing BOURRÉE. The first tune (called TUNE A) is played three, different ways; but, it is still the same tune!

The second tune (called TUNE B) is very short and is found on the second page of BOURRÉE.

1. Write the letter names under the notes of the following TUNE A's. Be sure to watch for_____-sharp!
(F or B?)

TUNE A1:



TUNE A2:



TUNE A3:



Although Mayron Cole owns the copyright to this page, she is granting permission to copy it **only** under the following condition: Teachers and students may print this page at home, school, or at their local print shop; and teachers and students may download, view, copy and/or share this page digitally.

BOURRÉE

Leopold Mozart
(1719 - 1787)



FREEPIANOMETHOD.COM
Although Mayron Cole owns the copyright to this page, she is granting permission to copy it **only** under the following condition: Teachers and students may print this page at home, school, or at their local print shop; and teachers and students may download, view, copy and/or share this page digitally.

(orchestrated accompaniment has a 2 measure count-in)



FREEPIANOMETHOD.COM
Although Mayron Cole owns the copyright to this page, she is granting permission to copy it **only** under the following condition: Teachers and students may print this page at home, school, or at their local print shop; and teachers and students may download, view, copy and/or share this page digitally.

LEARNING FROM LEOPOLD!



2. Turn back to page 135. Each small tune is only _____ measures long.
(3 or 4?)
Clue: The first measure plus the last measure equals ONE MEASURE.

3. FOUR-MEASURE tunes are often called PHRASES. The word "phrase" does not have a definite meaning, but it usually means groups of FOUR MEASURES. A PHRASE is a musical "idea" or a musical "sentence." The end of every PHRASE must have a CADENCE or a feeling of ending.

4. PHRASES may have smaller ideas or patterns within them. These small ideas are called MOTIVES. MOTIVES may be just a few notes in length.

a. The following MOTIVE is written in all three of the TUNE A's:

MOTIVE:



b. Write the letter names below the notes of this MOTIVE. Then, turn back to page 135 and circle this MOTIVE in all three of the TUNE A'S.

5. A composition must have FORM. You could say that BOURRÉE has this form: Tune A1; Tune A2; Tune A1; Tune A2; Tune B; Tune A3; Tune B; Tune A3.
An easy way to describe this form is to say: "A A A A B A B A."

6. Remember: A good composition must have TWO TUNES. Each tune may be only four measures long. A four measure tune (or idea) is often called a PHRASE.

7. Below is TUNE B. Write the letter names below the notes. Be sure to play TUNE B three times when you go to the piano.

TUNE B:



FREEPIANOMETHOD.COM
Although Mayron Cole owns the copyright to this page, she is granting permission to copy it **only** under the following condition: Teachers and students may print this page at home, school, or at their local print shop; and teachers and students may download, view, copy and/or share this page digitally.