The
MAYRON COLE PIANO METHOD

FUN SHEET

THE FRUIT VENDOR©



1. The KEY SIGNATURE of THE FRUIT VENDOR is_____ -sharp.
   (C or F?)

2. In music there are seven sharps. An easy way to remember the seven sharps in correct order is to say:

   "**F**unny **C**ats **G**o **D**ancing **A**t **E**very **B**irthday!"
   "F♯ C♯ G♯ D♯ A♯ E♯ B♯!"



3. Now, write the seven sharps in order:

   _____♯ _____♯ _____♯ _____♯ _____♯ _____♯ _____♯.

4. The KEY SIGNATURE tells you at the beginning of each staff that F is SHARPED in THE FRUIT VENDOR. The SHARP SIGN will <u>not</u> be written in front of each F; **YOU** must REMEMBER to watch out for F! Turn to Page 2 of THE FRUIT VENDOR. How many F-SHARPS can you find? _____
   (6 or 7?)

5. D.C. al Fine means to go back to _____ and play to Fine. (Say, "FEE-nay.")
   (the 2nd page or the beginning?)

6. "Fine" is an Italian word, and it means FINISH or THE END.
   _____
   (yes or no?)

F R E E P I A N O M E T H O D . C O M
Although Mayron Cole owns the copyright to this page, she is granting permission to copy it **only** under the following condition: Teachers and students may print this page at home, school, or at their local print shop; and teachers and students may download, view, copy and/or share this page digitally.

THE FRUIT VENDOR

© Mayron Cole



FREEPIANOMETHOD.COM
Although Mayron Cole owns the copyright to this page, she is granting permission to copy it **only** under the following condition: Teachers and students may print this page at home, school, or at their local print shop; and teachers and students may download, view, copy and/or share this page digitally.

(orchestrated accompaniment has a 2 measure count-in)



FREEPIANOMETHOD.COM
Although Mayron Cole owns the copyright to this page, she is granting permission to copy it **only** under the following condition: Teachers and students may print this page at home, school, or at their local print shop; and teachers and students may download, view, copy and/or share this page digitally.







FREEPIANOMETHOD.COM
Although Mayron Cole owns the copyright to this page, she is granting permission to copy it **only** under the following condition: Teachers and students may print this page at home, school, or at their local print shop; and teachers and students may download, view, copy and/or share this page digitally.

The
MAYRON COLE PIANO METHOD

FUN SHEET



THE FRUIT VENDOR©

A. RHYTHM REVIEW

1. The TOP NUMBER of the TIME SIGNATURE tells you how many BEATS will be in each measure. → **4**

   The BOTTOM NUMBER tells you what type of note receives ONE BEAT. → **4**

   The "**4**" stands for the 1/4 note

   or the QUARTER NOTE," ♩ ."

2. DRAW A QUARTER REST: _____. DRAW A WHOLE NOTE: _____.

3. Look at the notes below. OBSERVE THE TIME SIGNATURE to see how many BEATS will be in each measure. Then, with your pencil, draw in BAR-LINES to divide the notes correctly into measures.

   Next, WRITE THE COUNTS ON THE LINE UNDER THE NOTES.



_____

COUNT WITH SUCCESSIVE NUMBERS: "1 + 2 + 3 + 4 +," etc.

4. With your pencil, circle all of the BEATS in the following measures. Observe the TOP NUMBER of the TIME SIGNATURE to see how many beats (or circles) will be in each measure.



On C, E, or G keys, tap the above rhythms with your class.

FREEPIANOMETHOD.COM
Although Mayron Cole owns the copyright to this page, she is granting permission to copy it **only** under the following condition: Teachers and students may print this page at home, school, or at their local print shop; and teachers and students may download, view, copy and/or share this page digitally.

B. CHORDS



1. THERE ARE MANY CHORDS IN THE FRUIT VENDOR.

   A "CHORD" MUST HAVE AT LEAST **THREE** NOTES. (**TWO** NOTES ARE CALLED AN "INTERVAL.")

2. WRITE THE LETTER NAMES BELOW THE FOLLOWING CHORDS. ALWAYS START WITH THE L O W E S T NOTE OF THE CHORD. BEWARE OF THE F-SHARPS!



B *D* *G* ___ ___ ___ ___ ___ ___ ___ ___ ___ ___ ___ ___

C. MIX AND MATCH

FIND AN ITEM IN THE SECOND COLUMN THAT MATCHES WITH THE MUSICAL TERM OR SYMBOL IN THE FIRST COLUMN. WRITE THE CORRECT LETTER ON THE BLANK IN THE FIRST COLUMN.

1. KEY SIGNATURE: _____.
2. TIME SIGNATURE: _____.
3. *FINE* (Say, "FEE-nay."): _____.
4. *D.C. al FINE*: _____.
5. A CHORD: _____.
6. AN INTERVAL: _____.
7. F, C, G, D, A, E, B: _____.
8. TU: _____.

a. THE SEVEN SHARPS IN ORDER

b. GO BACK TO THE BEGINNING AND PLAY TO *FINE*.

c. MUST HAVE AT LEAST THREE NOTES

d. HAS ONLY TWO NOTES

e. TUCK UNDER

f. $\frac{4}{4}$

g. THE END

h. 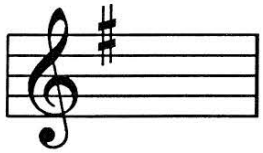

F R E E P I A N O M E T H O D . C O M
Although Mayron Cole owns the copyright to this page, she is granting permission to copy it **only** under the following condition: Teachers and students may print this page at home, school, or at their local print shop; and teachers and students may download, view, copy and/or share this page digitally.