The
MAYRON COLE PIANO METHOD

FUN SHEET

RUSSIAN FOLK SONG
BEETHOVEN



1. The KEY SIGNATURE of RUSSIAN FOLK SONG is _____- sharp.
   (C or F?)

2. The TIME SIGNATURE of RUSSIAN FOLK SONG is _____.
   (2/4 or 4/4?)

3. SEVEN SHARPS are used in music. An easy way to remember them in order is to say:

   "**F**unny **C**ats **G**o **D**ancing **A**t **E**very **B**irthday!"
   "F♯ C♯ G♯ D♯ A♯ E♯ B♯!"



4. Now, YOU write the seven sharps in order:

   _____ _____ _____ _____ _____ _____ _____.

5. This,  , is a REPEAT SIGN.

   It is found on the first page of RUSSIAN FOLK SONG. Circle the REPEAT SIGN on page 106 with your pencil. It tells you to GO BACK TO THE BEGINNING and play the first page again.

6. The "tempo" (speed) of RUSSIAN FOLK SONG should be _____ .
   (happy or sad?)

Although Mayron Cole owns the copyright to this page, she is granting permission to copy it **only** under the following condition: Teachers and students may print this page at home, school, or at their local print shop; and teachers and students may download, view, copy and/or share this page digitally.

CREATED BY
MAYRON COLE

RUSSIAN FOLK SONG

Ludwig van Beethoven
(1770 - 1827)



FREEPIANOMETHOD.COM
Although Mayron Cole owns the copyright to this page, she is granting permission to copy it **only** under the following condition: Teachers and students may print this page at home, school, or at their local print shop; and teachers and students may download, view, copy and/or share this page digitally.

(orchestrated accompaniment has a 2 measure count-in)







TU = TUCK UNDER



FREEPIANOMETHOD.COM
Although Mayron Cole owns the copyright to this page, she is granting permission to copy it **only** under the following condition: Teachers and students may print this page at home, school, or at their local print shop; and teachers and students may download, view, copy and/or share this page digitally.

CREATED BY
MAYRON COLE

MIX & MATCH

WRITE THE NUMBER OF THE DEFINITION IN THE FIRST COLUMN THAT CORRESPONDS TO THE MUSICAL SYMBOL IN THE SECOND COLUMN.



1. TIME SIGNATURE

2. mezzo FORTE (medium loud)

3. PIANO (soft)

4. FORTE (loud)

5. CRESCENDO MARK (Gradually play louder.)

6. SLUR MARK (Play the notes smoothly.)

7. KEY SIGNATURE

a. _____ *f*

b. _____ 

c. _____ $\frac{2}{4}$

d. _____ 

e. _____ *mf*

f. _____ 

g. _____ *p*

F R E E P I A N O M E T H O D . C O M
Although Mayron Cole owns the copyright to this page, she is granting permission to copy it **only** under the following condition: Teachers and students may print this page at home, school, or at their local print shop; and teachers and students may download, view, copy and/or share this page digitally.



FUN SHEET

RUSSIAN FOLK SONG

FUN WITH SHARPS!

1. There are SEVEN SHARPS used in music.
   In correct order they are:

   F♯ C♯ G♯ D♯ A♯ E♯ B♯.

   A fun "memory helper" to help you remember the seven sharps in correct order is to say:

   "**F**unny **C**ats **G**o **D**ancing **A**t **E**very **B**irthday!"

   NOW, cover the above information with your hand and write the SEVEN SHARPS in correct order. Can you do it? _____



   ____ ♯ ____ ♯ ____ ♯ ____ ♯ ____ ♯ ____ ♯ ____ ♯

2. The SEVEN SHARPS must be placed correctly on both staffs. Study the example below; then, YOU write the seven sharps on the vacant staff. BE SURE THAT THE "WINDOW" or "HOLE" of each sharp shows the line or the space that the SHARP is changing.

Example:



Now, you try it!



Although Mayron Cole owns the copyright to this page, she is granting permission to copy it **only** under the following condition: Teachers and students may print this page at home, school, or at their local print shop; and teachers and students may download, view, copy and/or share this page digitally.

CREATED BY
MAYRON COLE

Write the letter names of the notes on the blanks below to solve the **MYSTERY MESSAGE**©!



TH__ VILL__ __ __ P__OPL__ LOV__ TO __ __N__ __



__N__ SIN__ TH__IR __OLK SON__S. TH__Y ST__MP



TH__IR __ __ __T TO K__ __P TIM__ WITH TH__ MUSI__. ©

F R E E P I A N O M E T H O D . C O M
Although Mayron Cole owns the copyright to this page, she is granting permission to copy it **only** under the following condition: Teachers and students may print this page at home, school, or at their local print shop; and teachers and students may download, view, copy and/or share this page digitally.