The
MAYRON COLE PIANO METHOD

FUN SHEET

PEACEFUL WATERS ©

1. The **KEY SIGNATURE** of **PEACEFUL WATERS** is one_____.
(sharp or flat?)

2. The **TIME SIGNATURE** of **PEACEFUL WATERS** is_____.
$\left(\frac{3}{4} \text{ or } \frac{4}{4}\ ?\right)$



3. Seven sharps are used in music. A fun memory helper to remember the sharps in correct order is to say:

"**F**unny **C**ats **G**o **D**ancing **A**t **E**very **B**irthday!"
"F♯ C♯ G♯ D♯ A♯ E♯ B♯!"



4. Without looking at the above memory helper, write the seven sharps in correct order:

_____ _____ _____ _____ _____ _____ _____.

5. The following **HARMONIC INTERVALS** are found in **PEACEFUL WATERS**. "Harmonic" means that the notes are played at the **SAME TIME**. Write the letter names below these **HARMONIC INTERVALS**:

Remember F is SHARPED!



_____ _____ _____ _____ _____ _____

_____ _____ _____ _____ _____ _____

Although Mayron Cole owns the copyright to this page, she is granting permission to copy it **only** under the following condition: Teachers and students may print this page at home, school, or at their local print shop; and teachers and students may download, view, copy and/or share this page digitally.

CREATED BY
MAYRON COLE

PEACEFUL WATERS

(orchestrated accompaniment has a 2 measure count-in)

© Mayron Cole



FREEPIANOMETHOD.COM
Although Mayron Cole owns the copyright to this page, she is granting permission to copy it **only** under the following condition: Teachers and students may print this page at home, school, or at their local print shop; and teachers and students may download, view, copy and/or share this page digitally.



Although Mayron Cole owns the copyright to this page, she is granting permission to copy it **only** under the following condition: Teachers and students may print this page at home, school, or at their local print shop; and teachers and students may download, view, copy and/or share this page digitally.





FREEPIANOMETHOD.COM
Although Mayron Cole owns the copyright to this page, she is granting permission to copy it **only** under the following condition: Teachers and students may print this page at home, school, or at their local print shop; and teachers and students may download, view, copy and/or share this page digitally.

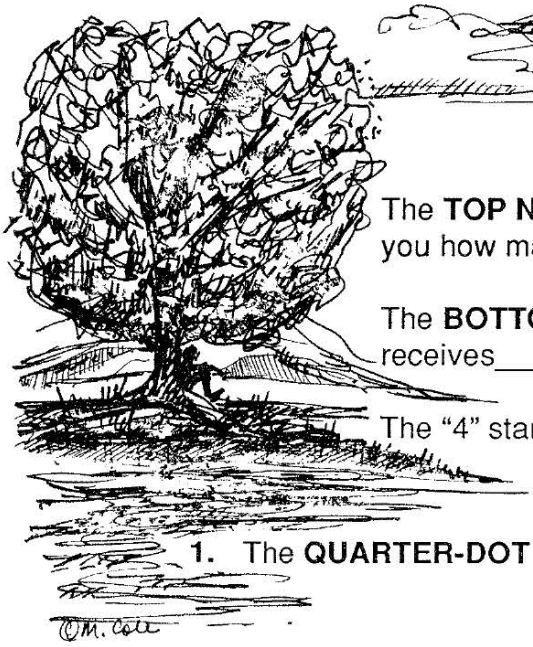

FUN SHEET

PEACEFUL WATERS

The **TOP NUMBER** of the **TIME SIGNATURE** tells you how many_____will be in each measure.

The **BOTTOM NUMBER** tells you what type of note receives_____beat.

The "4" stands for the 1/4 note or_____note.
(half or quarter?)



1. The **QUARTER-DOT EIGHTH** pattern equals_____ beats.
(2 or 3?)



2. Look at the **TIME SIGNATURE** below. Every measure should have_____beats.
(3 or 4?)

3. Write the counts below each note. Then, circle each beat with your pencil. Every measure should have_____circles.
(3 or 4?)

Reminder:



1 + 2 +

COUNT WITH SUCCESSIVE NUMBERS:
1 + 2 + 3 + 4 + ETC.





4. On C, E, and G Keys, play the above rhythm with your class.

Although Mayron Cole owns the copyright to this page, she is granting permission to copy it **only** under the following condition: Teachers and students may print this page at home, school, or at their local print shop; and teachers and students may download, view, copy and/or share this page digitally.

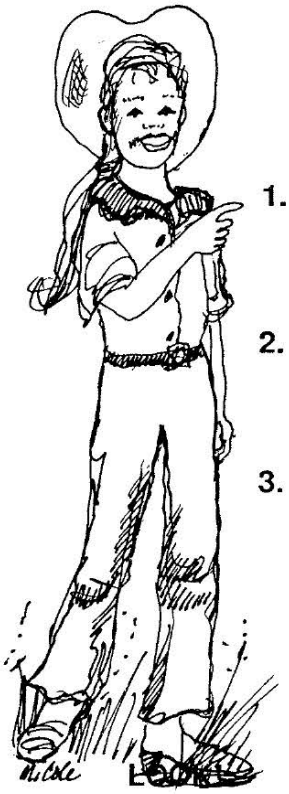

LEARNING TO WRITE KEY SIGNATURES!

1. You know that the **SEVEN SHARPS** in order are:

   _____ _____ _____ _____ _____ _____ _____ .

2. When **SHARPS** or **FLATS** appear at the beginning of each staff they are called the_____**SIGNATURE.**
   (key or time?)

3. The **SHARPS** must be written on the appropriate line, or space, that has been assigned to them. Below are some **KEY SIGNATURES**. Beside each is space for you to **COPY** the **KEY SIGNATURE**. Then, write the names of the sharps on the spaces below:

LOOK! **COPY!** **You Try It!** **Keep Going!**



F F F C __ __ F C G __ __ __



F C G D _____



F C G D A _____

FREEPIANOMETHOD.COM
Although Mayron Cole owns the copyright to this page, she is granting permission to copy it **only** under the following condition: Teachers and students may print this page at home, school, or at their local print shop; and teachers and students may download, view, copy and/or share this page digitally.