The
MAYRON COLE PIANO METHOD

FUN SHEET

TEMPLE BELLS©



1. There are many **CHORDS** in **TEMPLE BELLS**. **CHORDS** are made of three or more notes. (Two notes are **NOT** a chord; two notes are called an "interval.")

   CHORDS may be written many different ways on the music staff.



2. When all of the notes in a **CHORD** are **LINE NOTES** or **SPACE NOTES**, the **CHORD** is in "root position." The main note of the chord is at the bottom - like the roots are at the bottom of a tree.



ROOT CHORDS

3. Below are some **ROOT POSITION CHORDS**. The main note of the chord will be at the _____.
   (top, middle or bottom?)
   Blacken the main note of the chord with your pencil. Then, write the name of the blackened note on the line below the **CHORD**.

Example:



F R E E P I A N O M E T H O D . C O M
Although Mayron Cole owns the copyright to this page, she is granting permission to copy it **only** under the following condition: Teachers and students may print this page at home, school, or at their local print shop; and teachers and students may download, view, copy and/or share this page digitally.

TEMPLE BELLS

(orchestrated accompaniment has a 2 measure count-in)

© Mayron Cole



FREEPIANOMETHOD.COM
Although Mayron Cole owns the copyright to this page, she is granting permission to copy it **only** under the following condition: Teachers and students may print this page at home, school, or at their local print shop; and teachers and students may download, view, copy and/or share this page digitally.



1

5

6

1 3 5

1 2 4

7 *ritardando*

f

8

pp

1 2 5

F R E E P I A N O M E T H O D . C O M
Although Mayron Cole owns the copyright to this page, she is granting permission to copy it **only** under the following condition: Teachers and students may print this page at home, school, or at their local print shop; and teachers and students may download, view, copy and/or share this page digitally.



RHYTHM REVIEW

The **TOP NUMBER** of the **TIME SIGNATURE** tells you how many _____ there are in each measure.
(beats or rests?)

The **BOTTOM NUMBER** tells you what type of _____ receives one beat.
(note or chord?)

The "4" stands for the 1/4 note or _____ note.
(half or quarter?)



DRAW A QUARTER NOTE: _____. DRAW A QUARTER REST: _____.

1. **LOOK AT THE TIME SIGNATURE BELOW**. Write the counts below each note. Use numbers. Then, circle each beat with your pencil.
COUNT: "1 + 2 + 3 + 4 +," etc.



PLAY THE ABOVE RHYTHMS ALOUD ON A C, E, or G KEY WITH YOUR PIANO CLASS! COUNT!!

2. Look at the time signature below. Draw the bar-lines where needed to divide the notes and the rests into correct measures.

Next, write the counts below each note and each rest.



3. Look at the time signature below. One **NOTE** (or **REST**) has been omitted from each measure. Draw in a note (or rest) to make the measures correct. Then, write the counts below each note and each rest.



FREEPIANOMETHOD.COM
Although Mayron Cole owns the copyright to this page, she is granting permission to copy it **only** under the following condition: Teachers and students may print this page at home, school, or at their local print shop; and teachers and students may download, view, copy and/or share this page digitally.

The
MAYRON COLE PIANO METHOD

FUN SHEET©

TEMPLE BELLS

FIND A MUSICAL SYMBOL IN THE SECOND COLUMN THAT MATCHES WITH THE MUSICAL TERM IN THE FIRST COLUMN. WRITE THE CORRECT LETTER ON THE BLANK PROVIDED.

1. mezzo FORTE:_____
(Play medium loudly.)

2. TIME SIGNATURE:_____.

3. ROOT POSITION CHORD:_____.

4. GRADUALLY PLAY SLOWER:_____.

5. FORTE:_____.
(Play loudly.)

6. PIANISSIMO:_____.
(Play very softly.)

7. FERMATA:_____.
(Hold the note or the rest a little longer.)

A. 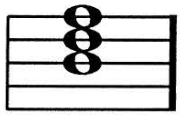

B. 

C. *pp*

D. *mf*

E. *f*

F. *ritardando*

G. $\frac{4}{4}$



F R E E P I A N O M E T H O D . C O M
Although Mayron Cole owns the copyright to this page, she is granting permission to copy it **only** under the following condition: Teachers and students may print this page at home, school, or at their local print shop; and teachers and students may download, view, copy and/or share this page digitally.

Write the letter names of the notes on the blanks below to solve the **MYSTERY MESSAGE©**!

WANT AN EXTRA CHALLENGE? Put on your headphones and PLAY all of the notes in this MYSTERY MESSAGE. How well did you do?





HI__H IN TH__ MOUNT__INS O__ TI__ __T IS __N



__N__I__NT T__MPL__. TH__ WIN__ IN TH__ MOUNT__INS



__ __ NTLY RIN__S TH__ L__R__ __ __ __LLS.

DO YOU HEAR THEM? YEA! ©

F R E E P I A N O M E T H O D . C O M
Although Mayron Cole owns the copyright to this page, she is granting permission to copy it **only** under the following condition: Teachers and students may print this page at home, school, or at their local print shop; and teachers and students may download, view, copy and/or share this page digitally.