The
MAYRON COLE
PIANO METHOD

FUN SHEET ©

UPPER LEGER NOTES

1. The **HIGHEST LINE** in the **HIGH STAFF** is _____.





2. What is the **INVISIBLE LINE** that floats above the **HIGH STAFF**?

   Think & reason: If **F** is the **HIGHEST LINE**, the next line above **F** is _____.

3. These **HIGH FLOATER NOTES** are really called **LEGER NOTES**. The lines above the staff are the **LEGER LINES**.





Write the letter names below these notes. Then, draw a line from each note to its corresponding key on the keyboard.

Although Mayron Cole owns the copyright to this page, she is granting permission to copy it **only** under the following condition: Teachers and students may print this page at home, school, or at their local print shop; and teachers and students may download, view, copy and/or share this page digitally.

Write the letter names under the notes to solve
the **MYSTERY MESSAGE©!**

HIGH STAFF NOTES!



IT W__S __N __X__ITIN__ __ __Y IN PI__NO CL__SS!



__LL TH__ STU__ __NTS W__IT__ __ __OR TH__ __UN



SH__ __TS. TO__ __Y TH__Y WOUL__ L__ __RN TH__



__IRST HI__H __LO__T__R NOT__ __ __OV__ TH__



HI__H ST__ __ __. TO__ __Y TH__Y WOUL__ L__ __RN

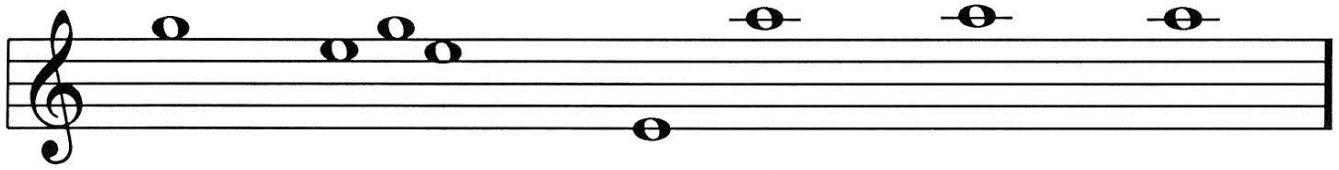

HI__H L__ __ __R NOT__ __! HOOR__Y! HOOR__Y! ©

F R E E P I A N O M E T H O D . C O M
Although Mayron Cole owns the copyright to this page, she is granting permission to copy it **only** under the following condition: Teachers and students may print this page at home, school, or at their local print shop; and teachers and students may download, view, copy and/or share this page digitally.

FLAIR FOR FINGERING!

(orchestrated accompaniment has a 2 measure count-in)





B C D E F G A

Can you play this piece with correct fingering? ____

DON'T BE TRICKED!

© Mayron Cole



Although Mayron Cole owns the copyright to this page, she is granting permission to copy it **only** under the following condition: Teachers and students may print this page at home, school, or at their local print shop; and teachers and students may download, view, copy and/or share this page digitally.

CREATED BY
MAYRON COLE

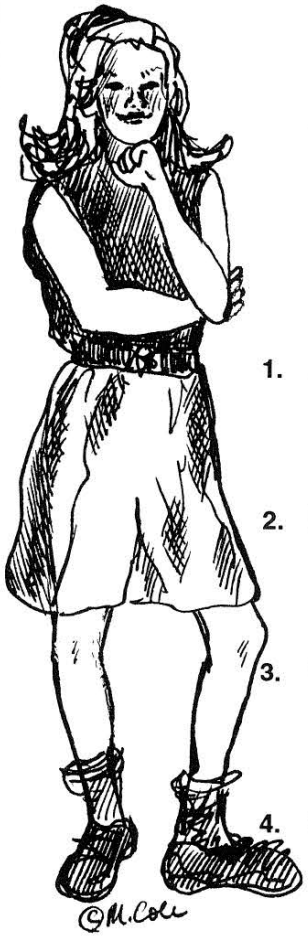

MORE MUSIC FUN!©

Two **MUSIC SIGNS** are given for each word below. Decide which **MUSIC SIGN** is correct, and circle the sign with your pencil. The first question has been completed as an example for you.

1. **ACCENT MARK:**
2. **NATURAL SIGN:**
3. **WHOLE NOTE:**
4. **WHOLE REST:**
5. **HALF REST:**
6. **STACCATO:**
7. **QUARTER REST:**
8. **EIGHTH REST:**
9. **EIGHTH NOTE:**
10. **FLAT SIGN:**
11. **SLUR MARK:**
12. **PEDAL MARK:** 3/4
13. **FERMATA:**
14. **BRACE:**
15. **REPEAT SIGN:**
16. **TREBLE CLEF:** (G Clef)
17. **BASS CLEF:** (F Clef)

HOW WELL DID YOU DO? _____
YEA!

F R E E P I A N O M E T H O D . C O M
Although Mayron Cole owns the copyright to this page, she is granting permission to copy it **only** under the following condition: Teachers and students may print this page at home, school, or at their local print shop; and teachers and students may download, view, copy and/or share this page digitally.

The
MAYRON COLE PIANO METHOD



FUN SHEET

STARLIGHT©

1. There are many **BROKEN CHORDS** that "echo" each other in **STARLIGHT**. A broken chord is a chord played one-note-at-a-time.

2. Write the letter names below these **BROKEN CHORDS**.

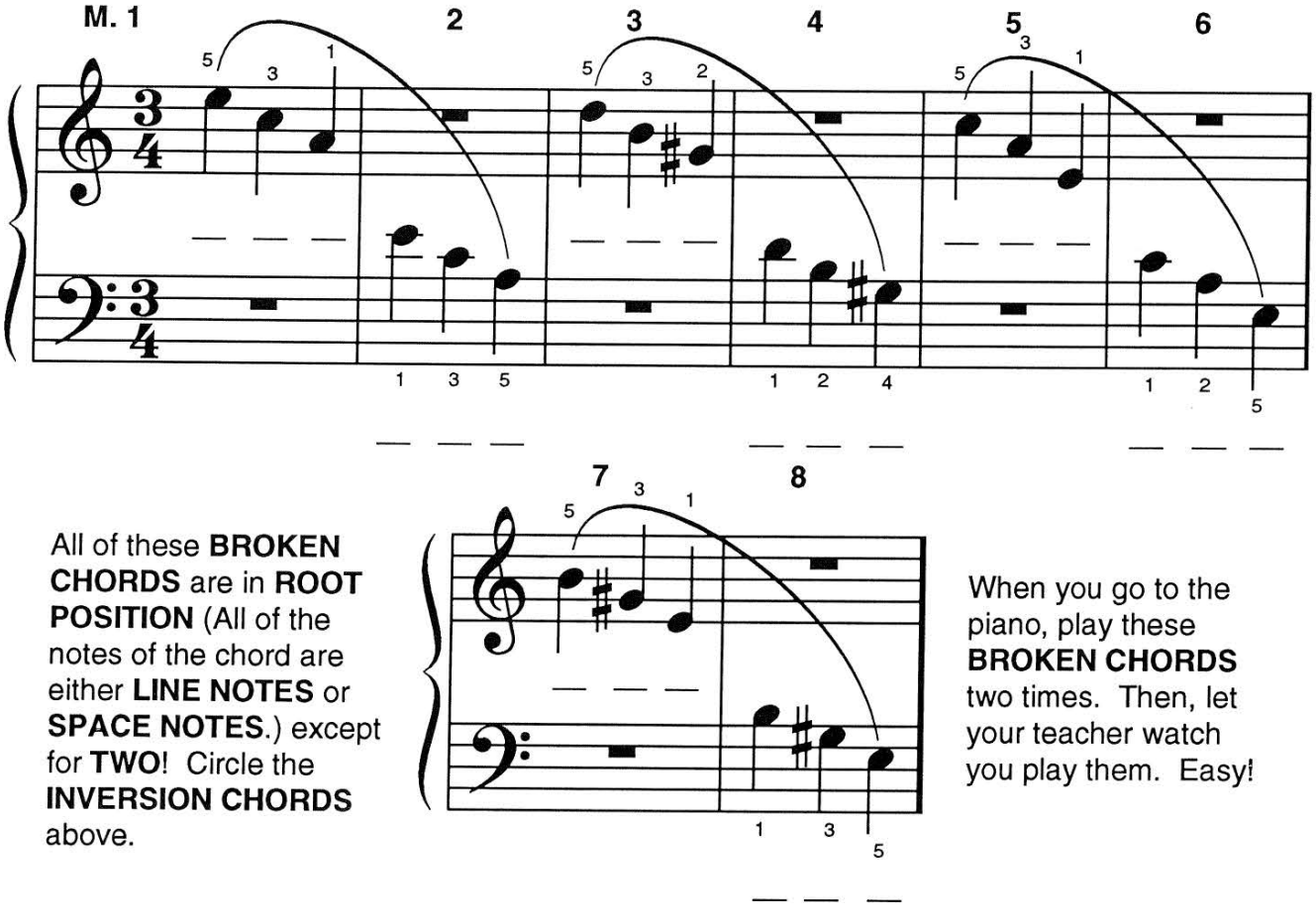

All of these **BROKEN CHORDS** are in **ROOT POSITION** (All of the notes of the chord are either **LINE NOTES** or **SPACE NOTES**.) except for **TWO**! Circle the **INVERSION CHORDS** above.

When you go to the piano, play these **BROKEN CHORDS** two times. Then, let your teacher watch you play them. Easy!

Although Mayron Cole owns the copyright to this page, she is granting permission to copy it **only** under the following condition: Teachers and students may print this page at home, school, or at their local print shop; and teachers and students may download, view, copy and/or share this page digitally.

STARLIGHT

(orchestrated accompaniment has a 2 measure count-in)

© *Mayron Cole*





F R E E P I A N O M E T H O D . C O M
Although Mayron Cole owns the copyright to this page, she is granting permission to copy it **only** under the following condition: Teachers and students may print this page at home, school, or at their local print shop; and teachers and students may download, view, copy and/or share this page digitally.







Although Mayron Cole owns the copyright to this page, she is granting permission to copy it **only** under the following condition: Teachers and students may print this page at home, school, or at their local print shop; and teachers and students may download, view, copy and/or share this page digitally.







FREEPIANOMETHOD.COM
Although Mayron Cole owns the copyright to this page, she is granting permission to copy it **only** under the following condition: Teachers and students may print this page at home, school, or at their local print shop; and teachers and students may download, view, copy and/or share this page digitally.







Although Mayron Cole owns the copyright to this page, she is granting permission to copy it **only** under the following condition: Teachers and students may print this page at home, school, or at their local print shop; and teachers and students may download, view, copy and/or share this page digitally.

PLAY MIX & MATCH!©

FIND A MUSICAL SYMBOL IN THE SECOND COLUMN THAT MATCHES WITH A MUSICAL TERM IN THE FIRST COLUMN. WRITE THE APPROPRIATE LETTER ON THE BLANK PROVIDED.

1. WHOLE REST: _____.

2. PEDAL MARK: _____.

3. GRADUALLY PLAY SLOWER: _____.

4. RETURN TO ORIGINAL SPEED: _____.

5. SLUR MARKS: _____. (Play smoothly.)

6. PIANO: _____. (Play softly.)

7. PIANISSIMO: _____. (Play VERY softly.)

8. FERMATA: _____. (Hold the note or the rest a little longer.)

9. INVERSION: _____.

10. HIGH A: _____.

11. ROOT POSITION CHORD: _____.

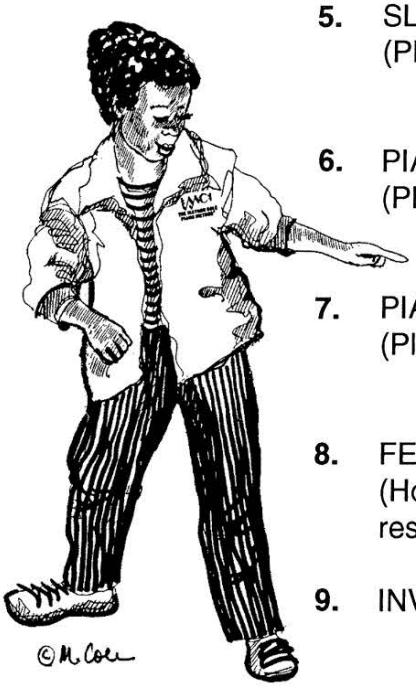

A. 

B. 

C. 

D. 

E. 

F. *ritardando*

G. 

H. *a tempo*

I. ***pp***

J. 

K. ***p***

F R E E P I A N O M E T H O D . C O M
Although Mayron Cole owns the copyright to this page, she is granting permission to copy it **only** under the following condition: Teachers and students may print this page at home, school, or at their local print shop; and teachers and students may download, view, copy and/or share this page digitally.