The
MAYRON COLE PIANO METHOD

FUN SHEET ©

MADRIGAL

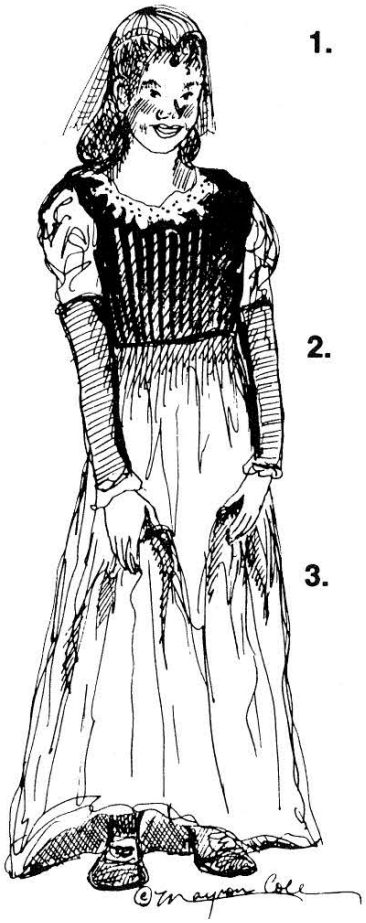

1. A long, curved line over or under a group of notes is called a "**SLUR MARK.**" Another name for this line is a "**PHRASE MARK.**" Turn to **MADRIGAL**. Do you see the **SLUR MARKS**? _____
(yes or no?)

   SLUR MARKS tell you to play the notes smoothly. The **ITALIAN** word for "play smoothly" is _____.
(legato or staccato?)

2. Turn to page 133 and read the definition of "madrigal." A **MADRIGAL** is an ancient _____.
(dance or song?)

   Words to **MADRIGALS** were old _____.
(books or poems?)

3. In **MADRIGAL**, you play these two **INNER LEGER NOTES.** **INNER LEGER NOTES** are written between the staffs.

   What are these notes?
   ____ & _____

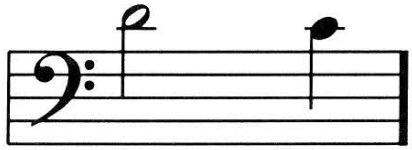

4. In **MADRIGAL**, you play this **THIRD**. Which note is sharped?
   _____
   (E or G?)

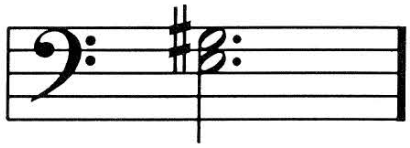

5. How many G-Sharps are in **MADRIGAL**? _____
(4 or 5?)

F R E E P I A N O M E T H O D . C O M
Although Mayron Cole owns the copyright to this page, she is granting permission to copy it **only** under the following condition: Teachers and students may print this page at home, school, or at their local print shop; and teachers and students may download, view, copy and/or share this page digitally.

MADRIGAL

CREATED BY
MAYRON COLE

(orchestrated accompaniment
has a 2 measure count-in)

H. Albert (1604-1651)



FREEPIANOMETHOD.COM
Although Mayron Cole owns the copyright to this page, she is granting permission to copy it **only** under the following condition: Teachers and students may print this page at home, school, or at their local print shop; and teachers and students may download, view, copy and/or share this page digitally.







MADRIGAL: An ancient song that is sung by two or more singers - each singing a different tune. Words to **MADRIGALS** were old poems.



F R E E P I A N O M E T H O D . C O M
Although Mayron Cole owns the copyright to this page, she is granting permission to copy it **only** under the following condition: Teachers and students may print this page at home, school, or at their local print shop; and teachers and students may download, view, copy and/or share this page digitally.

CREATED BY
MAYRON COLE

SHOW OFF RHYTHM TAPS! ©

(orchestrated accompaniment has a 2 measure count-in) © *Mayron Cole*

R.H. = Tap on any C, E, or G key. L.H. = Tap on any C, E, or G key.

I. TADPOLE LEVEL: How well did you do? _____



II. TREE FROG LEVEL: How well did you do? _____



III. BULLFROG LEVEL: How well did you do? _____

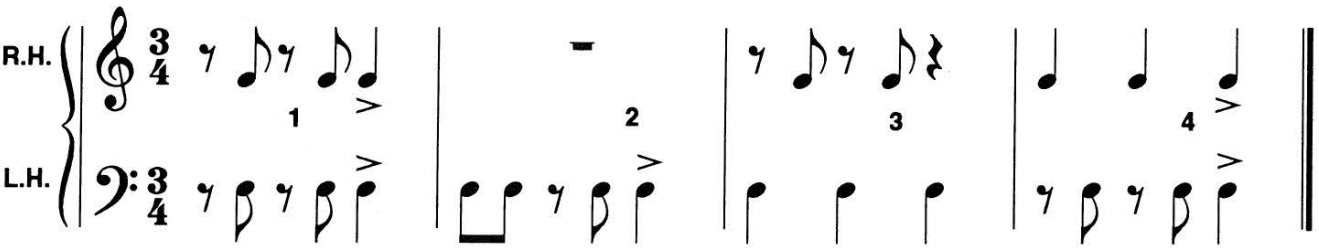

F R E E P I A N O M E T H O D . C O M
Although Mayron Cole owns the copyright to this page, she is granting permission to copy it **only** under the following condition: Teachers and students may print this page at home, school, or at their local print shop; and teachers and students may download, view, copy and/or share this page digitally.

The
MAYRON COLE
PIANO METHOD

FUN SHEET ©

MADRIGAL

MORE ABOUT MELODIC INTERVALS!

When **TWO NOTES** are played at the same time, the interval is named "**HARMONIC**." When two notes are played one-at-a-time, the interval is called "**MELODIC**." (Think of a person singing a "melody" - they can sing only ONE-NOTE-AT-A-TIME!)

The following intervals are **MELODIC**. They look the same as the **HARMONIC** intervals that you have studied previously, but the notes are **NOT** written atop each other. **MELODIC** intervals look like this.

2nd **3rd** **4th** **5th** **6th**



Look at these **MELODIC INTERVALS**. Write the **DIRECTION** that the **INTERVAL GOES** + its **NUMBER**. Like this: "D-3" for "**DOWN A 3rd**." Write "U" for **UP** and "D" for **DOWN.** The first two intervals are examples.



U-4 D-5 ____ ____ ____ ____ ____ ____



____ ____ ____ ____ ____ ____ ____ ____

Although Mayron Cole owns the copyright to this page, she is granting permission to copy it **only** under the following condition: Teachers and students may print this page at home, school, or at their local print shop; and teachers and students may download, view, copy and/or share this page digitally.

PLAY MIX & MATCH!©

FIND A MUSICAL SYMBOL IN THE SECOND COLUMN THAT MATCHES A MUSICAL TERM IN THE FIRST COLUMN. WRITE THE APPROPRIATE LETTER ON THE BLANK PROVIDED.



1. SLUR MARK: _____.

2. BRACE: _____.

3. TREBLE CLEF: _____.
(G CLEF or HIGH CLEF)

4. BASS CLEF: _____.
(F CLEF or LOW CLEF)

5. FORTE: _____.
(Play loudly.)

6. PIANO: _____.
(Play softly.)

7. FERMATA: _____.
(Hold the note or the rest a little longer.)

8. SHARP SIGN: _____.
(Go forward to play the very next key.)

9. TIME SIGNATURE: _____.

A. 

B. 

C. *Play* ***LEGATO***

D. 

E. 

F. 

G. 

H. 

I. 

F R E E P I A N O M E T H O D . C O M
Although Mayron Cole owns the copyright to this page, she is granting permission to copy it **only** under the following condition: Teachers and students may print this page at home, school, or at their local print shop; and teachers and students may download, view, copy and/or share this page digitally.