The
MAYRON COLE
PIANO METHOD

FUN SHEET ©

THE FAIR



1. The **LEFT HAND PLAYS** only two **INTERVALS** in **THE FAIR.** Write the letter names below these notes.



2. A **NEW TIME SIGNATURE!**
Rhythm review:

The **TOP NUMBER** of the **TIME SIGNATURE** tells you how many beats are in each measure.

The **BOTTOM NUMBER** of the **TIME SIGNATURE** tells you what type of note receives one beat.

The "8" stands for the **EIGHTH NOTE =** ♪



3. Look at the **TIME SIGNATURE** below. It tells you that every measure equals six 8th notes. 6/8 **RHYTHM** is **EASY** to count! You watch for **FOUR** note patterns:



Now, write the counts below these notes:



Your teacher will help you to write this rhythm correctly. After you understand these patterns, play the rhythms on the next page.

F R E E P I A N O M E T H O D . C O M
Although Mayron Cole owns the copyright to this page, she is granting permission to copy it **only** under the following condition: Teachers and students may print this page at home, school, or at their local print shop; and teachers and students may download, view, copy and/or share this page digitally.

4. **6/8 RHYTHM** is actually "**TRIPLET RHYTHM**"! These rhythm patterns equal **TRIPLETS**:

 **= 1 TRIPLET.**

 **= 1 TRIPLET.**

 **= 1 TRIPLET.**

 **= 2 TRIPLETS.**



5. In 6/8 rhythm, every measure is equal to **TWO TRIPLETS!** Look at the **TIME SIGNATURE** below. Circle every rhythm pattern that equals a **TRIPLET**. (Refer to #4 above.) Every measure should have **TWO CIRCLES!**



1 2 3 4 5 6 1 2 3 4 5 6 1 2 3 4 5 6

6. Look at the **TIME SIGNATURE** below. Every measure equals six eighth notes or **TWO TRIPLETS**. Write the counts below each note. Then, circle each **TRIPLET RHYTHM PATTERN**. (Refer to #4 above.) Every measure should have _____ circles.
(2 or 8?)



---

7. Look at the **TIME SIGNATURE** below. Every measure should equal six **EIGHTH** notes or two triplets. Draw in the missing notes to make each measure correct. (Refer to #4 above.) Next, circle each **TRIPLET RHYTHM PATTERN** with your pencil. Every measure should have _____ circles.
(4 or 2?)



FREEPIANOMETHOD.COM
Although Mayron Cole owns the copyright to this page, she is granting permission to copy it **only** under the following condition: Teachers and students may print this page at home, school, or at their local print shop; and teachers and students may download, view, copy and/or share this page digitally.

The
MAYRON COLE PIANO METHOD

FUN SHEET ©

THE FAIR
MORE ABOUT INTERVALS

1. **INTERVALS** are the distance between _____notes.
(2 or 3?)



2. Reading **INTERVALS** quickly will help you to play or to sing music more easily.

   - Simple **THIRDS** skip _____white key(s).
   (1 or 2?)
   - **FIFTHS** skip _____ white keys.
   (2 or 3?)
   - **SIXTHS** skip _____ white keys.
   (3 or 4?)
   - **FOURTHS** skip _____ white keys.
   (2 or 3?)
   - **SECONDS** are **"NEIGHBOR KEYS"** on the keyboard. _____
   (yes or no?)

3. Under the following **INTERVALS,** write a "2" if the interval is a **SECOND**, a "3" if it is a **THIRD**, a "4" if it is a **FOURTH**, a "5" if it is a **FIFTH**, and a "6" if it is a **SIXTH**.





FREEPIANOMETHOD.COM
Although Mayron Cole owns the copyright to this page, she is granting permission to copy it **only** under the following condition: Teachers and students may print this page at home, school, or at their local print shop; and teachers and students may download, view, copy and/or share this page digitally.

CREATED BY
MAYRON COLE

THE FAIR

(orchestrated accompaniment has a 2 measure count-in)

C. Czerny (1791-1857)





FREEPIANOMETHOD.COM
Although Mayron Cole owns the copyright to this page, she is granting permission to copy it **only** under the following condition: Teachers and students may print this page at home, school, or at their local print shop; and teachers and students may download, view, copy and/or share this page digitally.



As a boy, **Czerny** (say, "CHER- nee") studied piano with Clementi and Beethoven. As a grown man, **Czerny** taught piano to a little boy named Franz Liszt.





Although Mayron Cole owns the copyright to this page, she is granting permission to copy it **only** under the following condition: Teachers and students may print this page at home, school, or at their local print shop; and teachers and students may download, view, copy and/or share this page digitally.







FREEPIANOMETHOD.COM
Although Mayron Cole owns the copyright to this page, she is granting permission to copy it **only** under the following condition: Teachers and students may print this page at home, school, or at their local print shop; and teachers and students may download, view, copy and/or share this page digitally.







FREEPIANOMETHOD.COM
Although Mayron Cole owns the copyright to this page, she is granting permission to copy it **only** under the following condition: Teachers and students may print this page at home, school, or at their local print shop; and teachers and students may download, view, copy and/or share this page digitally.

CREATED BY
MAYRON COLE



Write the letter names below the following notes to solve the **MYSTERY MESSAGE©**!



TH__ __ __IR W__S __ __R__N__ O__ __ __SION __OR



TH__ P__OPL__ O__ OL__. TH__R__ W__R__ MUSI__I__NS



__N__ JU__ __L__RS-__N__ __OO__ __OO__ TO __ __T.

HOORAY FOR THE FAIR! ©

F R E E P I A N O M E T H O D . C O M
Although Mayron Cole owns the copyright to this page, she is granting permission to copy it **only** under the following condition: Teachers and students may print this page at home, school, or at their local print shop; and teachers and students may download, view, copy and/or share this page digitally.