The
MAYRON COLE
PIANO METHOD

FUN SHEET©

FROLIC
RHYTHM REVIEW!

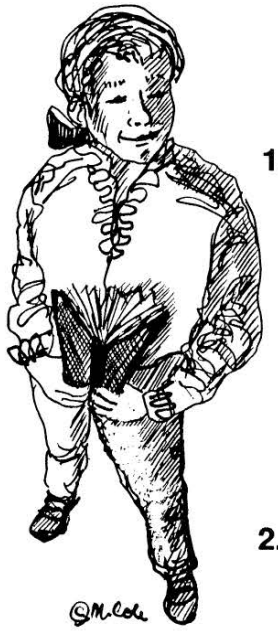

1. The **TOP NUMBER** of the **TIME SIGNATURE** tells you how many _____ are in each measure.
(notes or beats?)

The **BOTTOM NUMBER** of the **TIME SIGNATURE** tells you what type of note receives _____ beat(s).
(1 or 4?)

The "4" stands for the 1/4 note or _____ note.
(half or quarter?)



2. REMEMBER:



3. DRAW TWO EIGHTH NOTES: _____.

DRAW A HALF NOTE: _____.

4. Look at the **TIME SIGNATURE** below. Circle each beat with your pencil. Then, write the counts on the blanks provided. Try to use numbers. Each measure should have _____ circles.
COUNT: "1 + 2 + 3 + 4 +," etc.



---

5. Look at the **TIME SIGNATURE** below. With your pencil, draw the bar-lines where needed to correctly divide the notes and the rests into **MEASURES.** Then, circle each beat with your pencil.



F R E E P I A N O M E T H O D . C O M
Although Mayron Cole owns the copyright to this page, she is granting permission to copy it **only** under the following condition: Teachers and students may print this page at home, school, or at their local print shop; and teachers and students may download, view, copy and/or share this page digitally.

FROLIC

(orchestrated accompaniment has a 2 measure count-in)

D. G. Turk (1756-1813)





FREEPIANOMETHOD.COM
Although Mayron Cole owns the copyright to this page, she is granting permission to copy it **only** under the following condition: Teachers and students may print this page at home, school, or at their local print shop; and teachers and students may download, view, copy and/or share this page digitally.







CO = CROSS OVER

FREEPIANOMETHOD.COM
Although Mayron Cole owns the copyright to this page, she is granting permission to copy it **only** under the following condition: Teachers and students may print this page at home, school, or at their local print shop; and teachers and students may download, view, copy and/or share this page digitally.

Write the letter names below the following notes to solve the **MYSTERY MESSAGE©**!





WH__N __HIL__R__N L__ __RN__ __ TH__ PI__NO LON__



__ __O TH__Y PR__ __TI__ __ __ __V__RY __ __Y.



MUSI__ W__S IMPORT__NT TO TH__M SIN__ __ TH__R__

WAS NO TELEVISION! ©

F R E E P I A N O M E T H O D . C O M
Although Mayron Cole owns the copyright to this page, she is granting permission to copy it **only** under the following condition: Teachers and students may print this page at home, school, or at their local print shop; and teachers and students may download, view, copy and/or share this page digitally.

The
MAYRON COLE PIANO METHOD

FUN SHEET

SCAT, CAT!©

1. There are **BROKEN CHORDS** in **SCAT, CAT!** A **"BROKEN CHORD"** is a chord that is played one-note-at-a-time. Write the letter names under these broken-chord notes.



___ ___ ___



2. This **CHORD** is played in **SCAT, CAT!** What three notes do you play?

___ ___ ___



3. There are **STACCATO DOTS** ("hot dots") in **SCAT, CAT! STACCATO DOTS** tell you to _____ the notes.
(connect or disconnect?)

4. The **OPPOSITE** of **STACCATO** is _____.
(legato or ritardando?)

5. A **SHARP SIGN (♯)** tells you to go _____ to the very next key.
(forward or backward?)

6. A **FLAT SIGN (♭)** tells you to go _____ to the very next key.
(forward or backward?)

FREEPIANOMETHOD.COM
Although Mayron Cole owns the copyright to this page, she is granting permission to copy it **only** under the following condition: Teachers and students may print this page at home, school, or at their local print shop; and teachers and students may download, view, copy and/or share this page digitally.

SCAT, CAT!

(orchestrated accompaniment has a 2 measure count-in)

© *Mayron Cole*



FREEPIANOMETHOD.COM
Although Mayron Cole owns the copyright to this page, she is granting permission to copy it **only** under the following condition: Teachers and students may print this page at home, school, or at their local print shop; and teachers and students may download, view, copy and/or share this page digitally.







CO = CROSS OVER
TU = TUCK UNDER

Although Mayron Cole owns the copyright to this page, she is granting permission to copy it **only** under the following condition: Teachers and students may print this page at home, school, or at their local print shop; and teachers and students may download, view, copy and/or share this page digitally.

PLAY MIX & MATCH!

FIND A MUSICAL SYMBOL IN THE SECOND COLUMN THAT MATCHES A MUSICAL TERM IN THE FIRST COLUMN. WRITE THE APPROPRIATE LETTER ON THE BLANK PROVIDED.



1. PIANISSIMO: _____.
(Play VERY SOFTLY.)

2. SHARP SIGN: _____.
(Go forward to the very next key.)

3. WHOLE REST: _____.

4. HALF REST: _____.

5. QUARTER REST: _____.

6. STACCATO DOTS: _____.
("Hot dots" - disconnect the notes.)

7. PIANO: _____.
(Play softly.)

8. FORTE: _____.
(Play loudly.)

9. OTTAVA: _____.
(Play the note 8 keys lower than written.)

A. 

B. 

C. 

D. 

E. 

F.

G. 

H. 

I. 

F R E E P I A N O M E T H O D . C O M
Although Mayron Cole owns the copyright to this page, she is granting permission to copy it **only** under the following condition: Teachers and students may print this page at home, school, or at their local print shop; and teachers and students may download, view, copy and/or share this page digitally.