The
MAYRON COLE PIANO METHOD

FUN SHEET©

BAGATELLE



1. In **BAGATELLE** there are long, curved lines over or under groups of notes. These **LINES** are called "**SLUR MARKS**." Another name is "**PHRASE MARK**." These **SLUR MARKS** tell you to play the notes _____.
(smoothly or disconnected?)

2. The **ITALIAN** word for **SMOOTHLY** is **LEGATO.**_____
(yes or no?)

3. In the first eight measures of **BAGATELLE**, there are two **INTERVALS** that are played with the left hand. Write the letter names below the notes of these **INTERVALS**:



___ ___ ___ ___

4. Look at these chords played in measures 9 - 16 of **BAGATELLE.** One note remains the same in all three of the chords. What is it? _____

Write the letter names below these **CHORDS.**

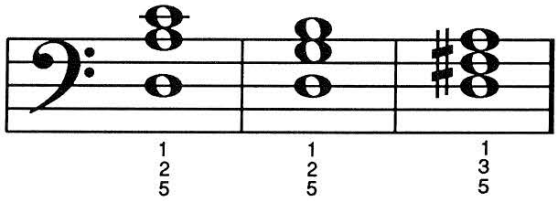

___ ___ ___ ___ ___ ___ ___ ___ ___

In one of the **CHORDS** there is a **SHARP SIGN.** What note is sharped?

_____
(D, F, or A?)

5. **BAGATELLE** was written long ago by _____.
(Beethoven or Diabelli?)

6. Turn to the first page of **BAGATELLE.** Read at the bottom of the page the definition of **BAGATELLE.** This piece should sound _____.
(happy or sad?)

Although Mayron Cole owns the copyright to this page, she is granting permission to copy it **only** under the following condition: Teachers and students may print this page at home, school, or at their local print shop; and teachers and students may download, view, copy and/or share this page digitally.

CREATED BY
MAYRON COLE

BAGATELLE

Antonio Diabelli (1781-1858)



A Bagatelle is a short, happy piece that was usually written for the piano.

FREEPIANOMETHOD.COM
Although Mayron Cole owns the copyright to this page, she is granting permission to copy it **only** under the following condition: Teachers and students may print this page at home, school, or at their local print shop; and teachers and students may download, view, copy and/or share this page digitally.

(orchestrated accompaniment has a 2 measure count-in)



FREEPIANOMETHOD.COM
Although Mayron Cole owns the copyright to this page, she is granting permission to copy it **only** under the following condition: Teachers and students may print this page at home, school, or at their local print shop; and teachers and students may download, view, copy and/or share this page digitally.

CREATED BY
MAYRON COLE

TRULY FANTASTIC RHYTHM TAPS! ©

(orchestrated accompaniment has a 2 measure count-in) © *Mayron Cole*

R.H. = Tap on any C, E, or G key. L.H. = Tap on any C, E, or G key.

I. WALKING CANE LEVEL: How well did you do? _____

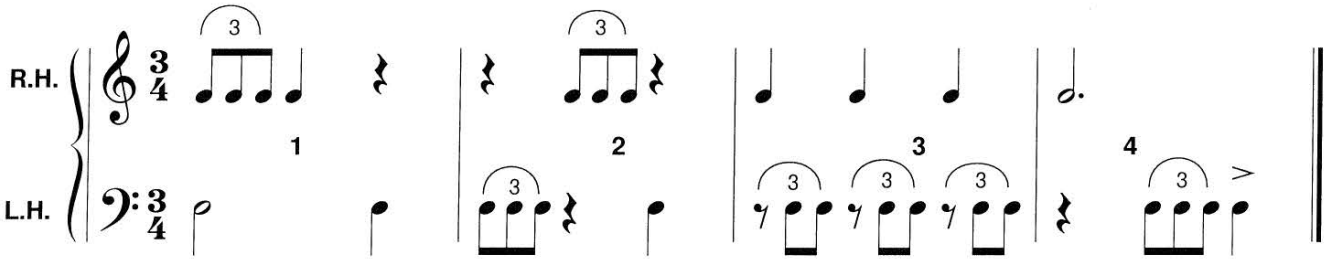

II. SHILLELAGH LEVEL: How well did you do? _____



III. PHARAOH'S SCEPTER LEVEL: How well did you do? _____

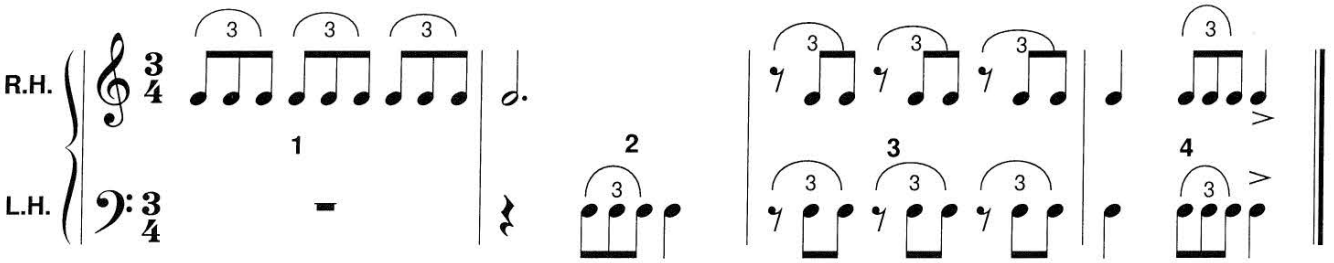

F R E E P I A N O M E T H O D . C O M
Although Mayron Cole owns the copyright to this page, she is granting permission to copy it **only** under the following condition: Teachers and students may print this page at home, school, or at their local print shop; and teachers and students may download, view, copy and/or share this page digitally.

The
MAYRON COLE PIANO METHOD

FUN SHEET©

BAGATELLE

PLAY MIX & MATCH!

FIND A MUSICAL SYMBOL IN THE SECOND COLUMN THAT MATCHES WITH THE MUSICAL TERM IN THE FIRST COLUMN. WRITE THE LETTER ON THE BLANK PROVIDED.

1. mezzo FORTE: _____.
(Play medium loudly.)

2. PIANO: _____.
(Play softly.)

3. PLAY A LITTLE SLOWER: _____.

4. PIANISSIMO: _____.
(Play VERY softly.)

5. FERMATA: _____.
(Hold the note or the rest a little longer.)

6. A SHORT, HAPPY PIECE USUALLY WRITTEN FOR THE PIANO: _____.

7. SHARP SIGN: _____.
(Go forward to the very next key.)

A. *poco ritardando*

B. 𝄐

C. ♯

D. *Bagatelle*

E. *mf*

F. *pp*

G. *p*



F R E E P I A N O M E T H O D . C O M
Although Mayron Cole owns the copyright to this page, she is granting permission to copy it **only** under the following condition: Teachers and students may print this page at home, school, or at their local print shop; and teachers and students may download, view, copy and/or share this page digitally.

Write the letter names below the following notes to solve the **MYSTERY MESSAGE©**!



LON__ __ __O IN __ __R __W__Y L__N__S, CHIL__R__N



WOR__ __ __N__Y __LOTH__S. TH__Y THOU__HT IT W__S



__UN TO L__ __RN HOW TO PL__Y PR__TTY __ __ __ __T__LLES! ©

F R E E P I A N O M E T H O D . C O M
Although Mayron Cole owns the copyright to this page, she is granting permission to copy it **only** under the following condition: Teachers and students may print this page at home, school, or at their local print shop; and teachers and students may download, view, copy and/or share this page digitally.