The
**MAYRON COLE PIANO METHOD**



## *FUN SHEET*

## THE CARILLONS©

**1.** **CARILLONS** are large bells. Play **THE CARILLONS** _____.
(fast or not fast?)



**2.** The **LEFT HAND** plays two **INTERVALS** in **THE CARILLONS.** Write the letter names.




___ ___ ___ ___

**3.** In **THE CARILLONS** you will see this note:
What is it? _____
(Low D or F?)



**4.** **BELOW** are a series of **INTERVALS.** Write a "2" below each **SECOND**, a "3" below each **THIRD**, a "4" below each **FOURTH**, a "5" below each **FIFTH**, and a "6" below each **SIXTH.**



___ ___ ___ ___ ___ ___ ___ ___



F R E E P I A N O M E T H O D . C O M
Although Mayron Cole owns the copyright to this page, she is granting permission to copy it **only** under the following condition: Teachers and students may print this page at home, school, or at their local print shop; and teachers and students may download, view, copy and/or share this page digitally.

# THE CARILLONS

(orchestrated accompaniment has a 2 measure count-in)

Not Fast!
Tempo di Tolling Bell!

© *Mayron Cole*






F R E E P I A N O M E T H O D . C O M
Although Mayron Cole owns the copyright to this page, she is granting permission to copy it **only** under the following condition: Teachers and students may print this page at home, school, or at their local print shop; and teachers and students may download, view, copy and/or share this page digitally.

*Quietly - As if far away*


















F R E E P I A N O M E T H O D . C O M
Although Mayron Cole owns the copyright to this page, she is granting permission to copy it **only** under the following condition: Teachers and students may print this page at home, school, or at their local print shop; and teachers and students may download, view, copy and/or share this page digitally.






F R E E P I A N O M E T H O D . C O M
Although Mayron Cole owns the copyright to this page, she is granting permission to copy it **only** under the following condition: Teachers and students may print this page at home, school, or at their local print shop; and teachers and students may download, view, copy and/or share this page digitally.





3
1

4
2

11

12 *ritardando*



*ff* *Ring those bells!*

13

14



F R E E P I A N O M E T H O D . C O M
Although Mayron Cole owns the copyright to this page, she is granting permission to copy it **only** under the following condition: Teachers and students may print this page at home, school, or at their local print shop; and teachers and students may download, view, copy and/or share this page digitally.

Write the letter names below the following notes to solve the **MYSTERY MESSAGE©**!



TH__ L__R__ __ __LLS ST__RT TO RIN__ SLOWLY.



TH__IR __ __ __UTIFUL SOUN__ __ __RRI__S THROU__H



TH__ QUI__T __OUNTRYSI__ __. LIST__N TO TH__ __ __RILLONS RING! ©



F R E E P I A N O M E T H O D . C O M
Although Mayron Cole owns the copyright to this page, she is granting permission to copy it **only** under the following condition: Teachers and students may print this page at home, school, or at their local print shop; and teachers and students may download, view, copy and/or share this page digitally.

The
**MAYRON COLE PIANO METHOD**



## *FUN SHEET*

## THE CARILLONS©



### RHYTHM REVIEW

**1.** Look at the **TIME SIGNATURE** below. Circle each beat with your pencil. Every measure should have _____ circles. Then, write the counts under
(3 or 4?)
each note and rest. Try to use numbers. COUNT: "1 + 2 + 3 + 4 +," etc.



---

**2.** Look at the **TIME SIGNATURE** below. In each measure, **ONE REST** has been left out. Draw in the correct **REST** to complete the measure. Then, write the counts under each note and rest.



---

**3.** Look at the **TIME SIGNATURE** below. Write three measures using different types of notes and rests. Be sure that each measure contains only _____ beats.
(3 or 4?)

Next, circle each beat with your pencil.



---



F R E E P I A N O M E T H O D . C O M
Although Mayron Cole owns the copyright to this page, she is granting permission to copy it **only** under the following condition: Teachers and students may print this page at home, school, or at their local print shop; and teachers and students may download, view, copy and/or share this page digitally.

CREATED BY
MAYRON COLE

# PLAY MIX & MATCH

**FIND A MUSICAL SYMBOL IN THE SECOND COLUMN THAT MATCHES WITH THE MUSICAL TERM IN THE FIRST COLUMN. WRITE THE LETTER ON THE BLANK PROVIDED.**




**1.** FORTE: _____.
(Play loudly.)

**2.** ACCENT MARK: _____.
(Strike the key a little harder.)

**3.** FERMATA: _____.
(Hold the note or the rest a little longer.)

**4.** FORTISSIMO: _____.
(Play VERY loudly.)

**5.** GRADUALLY PLAY SLOWER: _____.

**6.** OTTAVA: _____.
(Play the note that is 8 keys lower than written.)

**7.** RETURN TO NORMAL SPEED: _____.

**8.** WHOLE REST: _____.

**9.** QUARTER REST: _____.

**10.** HALF NOTE: _____.

**A.** *ritardando*

**B.** 8va

**C.** *a tempo*

**D.**

**E.**

**F.** *f*

**G.**

**H.**

**I.**

**J.** *ff*



FREEPIANOMETHOD.COM
Although Mayron Cole owns the copyright to this page, she is granting permission to copy it **only** under the following condition: Teachers and students may print this page at home, school, or at their local print shop; and teachers and students may download, view, copy and/or share this page digitally.

The
**MAYRON COLE PIANO METHOD**



## *FUN SHEET©*

𝄞 E F G A B C D



1. The **HIGH STAFF** has _____ lines and _____ spaces.

2. The **HIGH STAFF** lines are:
   ____ ____ ____ ____ ____.

3. The **HIGH STAFF** spaces are:
   ____ ____ ____ ____.

4. The **FIRST FOUR LINES** are:
   ____ ____ ____ ____.

5. The **FIRST THREE SPACES** are: ____ ____ ____.

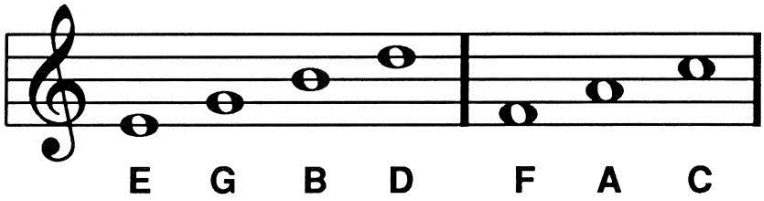


6. Write the letter names under these notes. Then, draw a line from each note to its key on the keyboard.

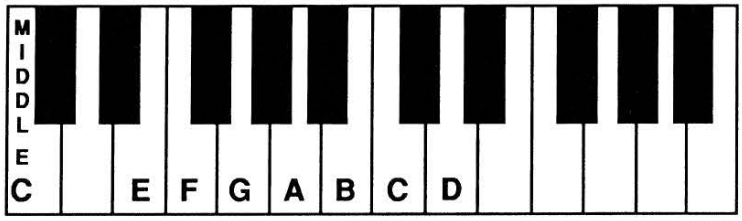






FREEPIANOMETHOD.COM
Although Mayron Cole owns the copyright to this page, she is granting permission to copy it **only** under the following condition: Teachers and students may print this page at home, school, or at their local print shop; and teachers and students may download, view, copy and/or share this page digitally.

CREATED BY
MAYRON COLE

Write the letter names below the following notes to solve the **MYSTERY MESSAGE©**!



**BE CAREFUL!** High Notes **ONLY**!



H__ __O__S ___RTIN__ ___OUT __ROM __LOW__R



TO __LOW__R - ___TH__RIN__ POLL__N HOUR ___T__R



HOUR. H__ __O__S NOT ___T P__I__ MU__H:



H__ WORKS WITHOUT ____! H__'S TH__



H__R___ST WORK__R __ROUN__: TH__ LITTL__ HON__Y



____! __O YOU ___R___ WITH M__ ?©



FREEPIANOMETHOD.COM
Although Mayron Cole owns the copyright to this page, she is granting permission to copy it **only** under the following condition: Teachers and students may print this page at home, school, or at their local print shop; and teachers and students may download, view, copy and/or share this page digitally.



# WAKE UP, CAMPERS!

(orchestrated accompaniment has a 2 measure count-in)




© *Mayron Cole*




In the morn- ing be- fore sun- up,



I can hear that sound:



"Rah- Ta- dah! Rah- Ta- dah! Wake up, camp- ers!



"Rah- Ta- dah! Rah- Ta- dah! **NOW!**"





Although Mayron Cole owns the copyright to this page, she is granting permission to copy it **only** under the following condition: Teachers and students may print this page at home, school, or at their local print shop; and teachers and students may download, view, copy and/or share this page digitally.

CREATED BY
MAYRON COLE



# SINGING HIGH

(orchestrated accompaniment
has a 2 measure count-in)

© *Mayron Cole*















F R E E P I A N O M E T H O D . C O M
Although Mayron Cole owns the copyright to this page, she is granting permission to copy it **only** under the following condition: Teachers and students may print this page at home, school, or at their local print shop; and teachers and students may download, view, copy and/or share this page digitally.

# WORLD'S HAPPIEST BIRD

(orchestrated accompaniment has a 2 measure count-in)

© *Mayron Cole*



Count with successive numbers




F R E E P I A N O M E T H O D . C O M
Although Mayron Cole owns the copyright to this page, she is granting permission to copy it **only** under the following condition: Teachers and students may print this page at home, school, or at their local print shop; and teachers and students may download, view, copy and/or share this page digitally.

CREATED BY
MAYRON COLE

# FUN WITH RHYTHM!

1. Write the correct **TIME SIGNATURE** for each of the measures below. Then, under each measure, write the **COUNTS!** Be sure that your counts go **DIRECTLY** under the note and the rest to which the count belongs! Be accurate with your counting!



2. **DRAW** the **BAR-LINES** where they are needed below. Be sure to check the **TIME SIGNATURE** first!



3. Write the number of beats that each **NOTE** ( or **REST**) receives in $\frac{4}{4}$ rhythm:

**a.** 𝅝 = _____. **d.** 𝄻 = _____.

**b.** 𝅗𝅥. = _____. **e.** 𝄺 = _____.

**c.** ♩ = _____. **f.** 𝄼 = _____.





F R E E P I A N O M E T H O D . C O M
Although Mayron Cole owns the copyright to this page, she is granting permission to copy it **only** under the following condition: Teachers and students may print this page at home, school, or at their local print shop; and teachers and students may download, view, copy and/or share this page digitally.