The
**MAYRON COLE PIANO METHOD**



## *FUN SHEET*

## THE BICYCLE RIDER©

There are many HARMONIC THIRDS in THE BICYCLE RIDER.
"Harmonic" means "notes played at the SAME TIME."



Write the letter names below these HARMONIC THIRDS:




— — — — — —

**2.** There is a "trick" in the last measure of THE BICYCLE RIDER. The opposite notes are found in that measure. Write the letter names under the notes. One HARMONIC INTERVAL is NOT a THIRD! It is a FOURTH. Circle the FOURTH with your pencil.




— — — — — —

**3.** Write a note that is a THIRD above the given note.
Remember: THIRDS are neighbor LINES or neighbor SPACES!




Although Mayron Cole owns the copyright to this page, she is granting permission to copy it **only** under the following condition: Teachers and students may print this page at home, school, or at their local print shop; and teachers and students may download, view, copy and/or share this page digitally.

CREATED BY
MAYRON COLE

# THE BICYCLE RIDER

(orchestrated accompaniment has a 2 measure count-in)

© Mayron Cole






FREEPIANOMETHOD.COM
Although Mayron Cole owns the copyright to this page, she is granting permission to copy it **only** under the following condition: Teachers and students may print this page at home, school, or at their local print shop; and teachers and students may download, view, copy and/or share this page digitally.












Although Mayron Cole owns the copyright to this page, she is granting permission to copy it **only** under the following condition: Teachers and students may print this page at home, school, or at their local print shop; and teachers and students may download, view, copy and/or share this page digitally.











FREEPIANOMETHOD.COM
Although Mayron Cole owns the copyright to this page, she is granting permission to copy it **only** under the following condition: Teachers and students may print this page at home, school, or at their local print shop; and teachers and students may download, view, copy and/or share this page digitally.












Although Mayron Cole owns the copyright to this page, she is granting permission to copy it **only** under the following condition: Teachers and students may print this page at home, school, or at their local print shop; and teachers and students may download, view, copy and/or share this page digitally.











F R E E P I A N O M E T H O D . C O M
Although Mayron Cole owns the copyright to this page, she is granting permission to copy it **only** under the following condition: Teachers and students may print this page at home, school, or at their local print shop; and teachers and students may download, view, copy and/or share this page digitally.



The
**MAYRON COLE PIANO METHOD**

## *FUN SHEET*

## RHYTHM REVIEW ©

1. The TOP NUMBER of the TIME SIGNATURE tells you how many BEATS are in each MEASURE.

   The BOTTOM NUMBER tells you what type of note receives ONE BEAT. (The "4" stands for the 1/4 note or QUARTER NOTE.)

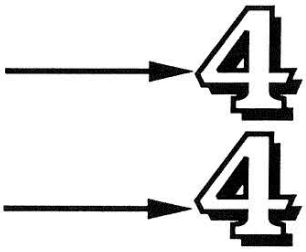

2. DRAW A QUARTER NOTE: _____ . DRAW A QUARTER REST:_____.

3. When there are many two-eighths in a composition, count with sequence numbers plus a "+"("and"). This helps you to play a smooth and steady beat! Remember: a whole beat is "1+"("one and")!

4. Now, you write the counts under these notes.



Counts:_____.

5. Look at the TIME SIGNATURE below. Write the counts below each note. Then, CIRCLE each beat with your pencil.



Counts:_____.

**On C, E, or G Keys, tap the above rhythms with your class.**



Although Mayron Cole owns the copyright to this page, she is granting permission to copy it **only** under the following condition: Teachers and students may print this page at home, school, or at their local print shop; and teachers and students may download, view, copy and/or share this page digitally.

Write the letter names below the following notes to solve the **MYSTERY MESSAGE©**!



RI__IN__ __ __I__Y__L__ __ROM __ __WN 'TILL



NI__HT; P__ __ __LIN__ UP ST__ __P HILLS WITH __LL



O__ H__R MI__HT! TH__R__ __O__S TH__ __I__Y__L__

RIDER!©



F R E E P I A N O M E T H O D . C O M
Although Mayron Cole owns the copyright to this page, she is granting permission to copy it **only** under the following condition: Teachers and students may print this page at home, school, or at their local print shop; and teachers and students may download, view, copy and/or share this page digitally.