The
**MAYRON COLE
PIANO METHOD**

FUN SHEET

SWINGING IN A HAMMOCK©

(To be PLAYED and SUNG as a CANON or ROUND.)



1. WHAT IS A CANON OR ROUND?

A "CANON" is a "ROUND." That is when one MELODY begins and another person begins the same MELODY before the first melody has ended. Confusing? Not really! Have you ever sung ROW, ROW, ROW YOUR BOAT with a group? Each person (or portion of the group) sings at a different place in the song from the others. That is a CANON or ROUND.

CANONS have been popular for hundreds of years. They may have many variations - such as rhythm changes. Bach used CANONS often in his writing. The famous PACHABEL'S CANON IN D is a ROUND with the melody repeated over and over!

2. HOW TO PLAY SWINGING IN A HAMMOCK AS A CANON OR ROUND.

Divide your PIANO CLASS into TWO TEAMS. TEAM #1 begins the piece. When TEAM #1 reaches the END of measure 8, TEAM #2 starts playing the piece (at measure 1, of course!).

TEAM #1 continues playing the piece all the way through without stopping. TEAM #2 does likewise.

If you have plenty of time, play the piece through two times!

HAVE FUN!

Although Mayron Cole owns the copyright to this page, she is granting permission to copy it **only** under the following condition: Teachers and students may print this page at home, school, or at their local print shop; and teachers and students may download, view, copy and/or share this page digitally.

CREATED BY
MAYRON COLE

SWINGING IN A HAMMOCK

© Mayron Cole



FREEPIANOMETHOD.COM
Although Mayron Cole owns the copyright to this page, she is granting permission to copy it **only** under the following condition: Teachers and students may print this page at home, school, or at their local print shop; and teachers and students may download, view, copy and/or share this page digitally.

(orchestrated accompaniment has a 2 measure count-in)





Although Mayron Cole owns the copyright to this page, she is granting permission to copy it **only** under the following condition: Teachers and students may print this page at home, school, or at their local print shop; and teachers and students may download, view, copy and/or share this page digitally.

RHYTHM TAP ROUND-UP! ©

© Mayron Cole

R.H. = Tap on any C, E, or G Key. L.H. = Tap on any C, E, or G Key.

(orchestrated accompaniment has a 2 measure count-in)

RAINDROP LEVEL: How well did you do? _____



SMALL PUDDLE LEVEL: How well did you do? _____



LAKE MICHIGAN LEVEL: How well did you do? _____



F R E E P I A N O M E T H O D . C O M
Although Mayron Cole owns the copyright to this page, she is granting permission to copy it **only** under the following condition: Teachers and students may print this page at home, school, or at their local print shop; and teachers and students may download, view, copy and/or share this page digitally.