The
MAYRON COLE PIANO METHOD

FUN SHEET

EVENING SONG©

1. There are several HARMONIC INTERVALS in EVENING SONG. HARMONIC INTERVAL means "two notes played at the SAME TIME."

   Write the letter names below these HARMONIC INTERVALS:



Play the above INTERVALS three times then once more for your teacher.



2. Look at this measure. How many E-Flats do you find? _____
   (1 or 3?)



3. This," [_____] ," is a PEDAL MARK. It tells you to push down the _____ pedal with your right foot. Look at measure 16 on page 19.
   (right or left?)

4. The RIGHT PEDAL is called the_____ pedal.
   (soft or damper?)

5. At the end of EVENING SONG you see "8va." This symbol stands for the ITALIAN word "OTTAVA." It tells you to play the note 8 keys lower than written.

   Turn to the last page of EVENING SONG and circle "8va" with your pencil.

HELPFUL TIP: EVENING SONG requires extra thinking. Think of B-flat as "BLACK KEY-3," G-flat as "BLACK KEY-1." An ABBREVIATION FOR "BLACK KEY" will be "BK."

Although Mayron Cole owns the copyright to this page, she is granting permission to copy it **only** under the following condition: Teachers and students may print this page at home, school, or at their local print shop; and teachers and students may download, view, copy and/or share this page digitally.

EVENING SONG

(orchestrated accompaniment has a 2 measure count-in)

© *Mayron Cole*



FREEPIANOMETHOD.COM
Although Mayron Cole owns the copyright to this page, she is granting permission to copy it **only** under the following condition: Teachers and students may print this page at home, school, or at their local print shop; and teachers and students may download, view, copy and/or share this page digitally.







Although Mayron Cole owns the copyright to this page, she is granting permission to copy it **only** under the following condition: Teachers and students may print this page at home, school, or at their local print shop; and teachers and students may download, view, copy and/or share this page digitally.



BK-1 and BK-3



FREEPIANOMETHOD.COM
Although Mayron Cole owns the copyright to this page, she is granting permission to copy it **only** under the following condition: Teachers and students may print this page at home, school, or at their local print shop; and teachers and students may download, view, copy and/or share this page digitally.

The
MAYRON COLE
PIANO METHOD

FUN SHEET



EVENING SONG©
RHYTHM REVIEW

1. The TOP NUMBER of the TIME SIGNATURE tells you how many_____will be in each measure.
(notes or beats?)

The BOTTOM NUMBER of the TIME SIGNATURE tells you what type of note receives _____ beat(s).
(1 or 2?)

The "4" stands for the_____ note or QUARTER NOTE.
(1/4 or 1/2?)

DRAW A QUARTER NOTE: _____.

2. Look at the TIME SIGNATURE below. With your pencil, circle every BEAT. There should be _____ circles in every measure.
(2 or 4?)

Then, write the counts under the notes. Try to use numbers: " 1 + 2 + 3 + 4 +," etc.



On C, E, or G Keys, tap these rhythms with your class.

3. Look at the TIME SIGNATURE below. One NOTE, or REST, is missing in each measure. Draw the correct note or rest to complete the measure. Then, circle every beat with your pencil. Every measure should have _____ circles.



Although Mayron Cole owns the copyright to this page, she is granting permission to copy it **only** under the following condition: Teachers and students may print this page at home, school, or at their local print shop; and teachers and students may download, view, copy and/or share this page digitally.

DO YOU KNOW?

FIND SOMETHING IN THE SECOND COLUMN THAT MEANS THE SAME AS SOMETHING IN THE FIRST COLUMN. PLACE THE CORRECT LETTER IN THE BLANK IN THE FIRST COLUMN.

1. PEDAL MARK: _____ .
(Push the RIGHT pedal with your RIGHT foot.)

a. *rit. & dim.*

2. SHARP SIGN: _____ .
(Go forward to the very next key.)

b.

3. PLAY GRADUALLY SLOWER & SOFTER: _____ .
(abbreviations)

c. *mp*

4. PIANISSIMO: _____ .
(Play very softly.)

d.



5. FERMATA: _____ .
(Hold the note or the rest a little longer.)

e. 

6. QUARTER REST: _____ .

f. *pp*

7. OTTAVA: _____ .
(Play the note 8 keys lower than written.)

g. 

8. mezzo PIANO: _____ .
(Play medium softly.)

h. 

F R E E P I A N O M E T H O D . C O M
Although Mayron Cole owns the copyright to this page, she is granting permission to copy it **only** under the following condition: Teachers and students may print this page at home, school, or at their local print shop; and teachers and students may download, view, copy and/or share this page digitally.