The
MAYRON COLE
PIANO METHOD



FUN SHEET

RHYTHM REVIEW ©

1. The TOP NUMBER of the TIME SIGNATURE tells you how many beats will be in ONE MEASURE.

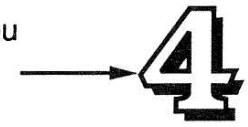

The BOTTOM NUMBER tells you what type of note receives ONE BEAT. The "4" stands for the 1/4 note or QUARTER NOTE.

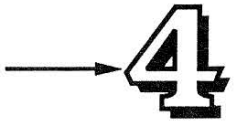

2. DRAW A QUARTER NOTE: _____ .

DRAW A QUARTER REST: _____ .

DRAW A QUARTER-DOT: _____ .

3. A QUARTER-DOT-EIGHTH equals TWO BEATS!

You may count with numbers (as shown in the example); or, you may say, "QUAR-TER- DOT-EIGHTH" until you understand the rhythm.

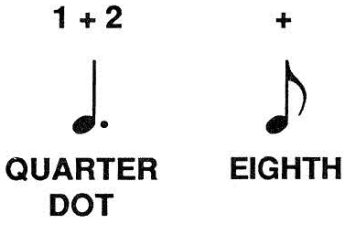

Next, DRAW A CIRCLE AROUND THE QUARTER NOTE.

Then, DRAW A CIRCLE AROUND THE DOT & THE EIGHTH NOTE!
(Your teacher will show you how!)

4. Now, with your class & your teacher, clap & count the rhythm below. Circle every beat with your pencil.

First, study the example.

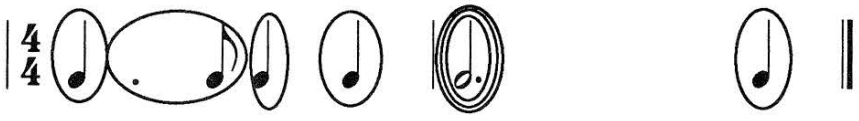



SAY:"QT-D 8th 1 1 QT-D 8th 1 + 1."

or "1 + 2 + 3 + 4 + 1 + 2 + 3 + 4 +."

(QT-D stands for QUARTER-DOT.)

Although Mayron Cole owns the copyright to this page, she is granting permission to copy it **only** under the following condition: Teachers and students may print this page at home, school, or at their local print shop; and teachers and students may download, view, copy and/or share this page digitally.



MORE RHYTHM FUN!

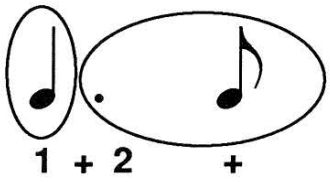

5. Look at the TIME SIGNATURE BELOW. Write the counts under each note. Then, circle each beat with your pencil. There should be _____ circles in each measure.
(3 or 4?)

COUNT: "1 + 2 + 3 +," etc.



6. Look at the TIME SIGNATURE below. Write the counts under each note. Draw BAR-LINES where needed to correctly divide the notes & the rests into measures. CIRCLE EVERY BEAT with your pencil. Use numbers when writing the beat counts.

COUNT: "1 + 2 + 3 + 4 +," etc.



On C, E, or G keys, tap the above rhythms with your class.

7. Look at the TIME SIGNATURE below. One NOTE or one REST is missing from each measure. Draw the correct note or rest to complete each measure. Then, write the counts under each note (or rest).

COUNT: "1 + 2 + 3 + 4 +," etc.



HOW WELL DID YOU DO? _____

YEA!!

FREEPIANOMETHOD.COM
Although Mayron Cole owns the copyright to this page, she is granting permission to copy it **only** under the following condition: Teachers and students may print this page at home, school, or at their local print shop; and teachers and students may download, view, copy and/or share this page digitally.



CONQUERING THE QUARTER-DOT EIGHTH!

1 + 2 +



MOUNTAIN MORNING

(orchestrated accompaniment has a 2 measure count-in)

© *Mayron Cole*







FOR CLASS FUN: COLOR every E with a light-colored marker. Then, play this piece again making every E an E-flat! Play slowly with your class and COUNT ALOUD!

Although Mayron Cole owns the copyright to this page, she is granting permission to copy it **only** under the following condition: Teachers and students may print this page at home, school, or at their local print shop; and teachers and students may download, view, copy and/or share this page digitally.

CREATED BY
MAYRON COLE

CONQUERING THE QUARTER-DOT EIGHTH!



1 + 2 +





C♯ D E F G A

THE INDIAN BOY

(orchestrated accompaniment has a 2 measure count-in)

© *Mayron Cole*



5





2

5

F R E E P I A N O M E T H O D . C O M
Although Mayron Cole owns the copyright to this page, she is granting permission to copy it **only** under the following condition: Teachers and students may print this page at home, school, or at their local print shop; and teachers and students may download, view, copy and/or share this page digitally.

The
MAYRON COLE PIANO METHOD



FUN SHEET

CREEPY-CRAWLY MUSIC©

1. In CREEPY-CRAWLY MUSIC, there are BLACK MOUNTAIN KEYS (BMK). They are the BLACK KEYS on each side of the WHITE VALLEY formed by E & F. When you go to the keyboard, play these BLACK MOUNTAIN KEYS for your teacher.

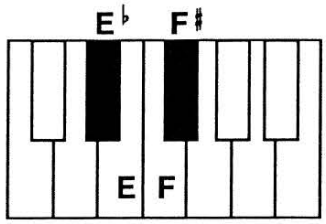

2. There are QUARTER-DOT EIGHTH rhythms in CREEPY-CRAWLY MUSIC. Write the counts under these notes.



On C, E, or G keys, tap the above rhythms with your class.

3. INTERVAL REVIEW:

Reminder: Thirds skip _____ white key(s). Fourths skip _____ white key(s).
(1 or 2?) (1 or 2?)

Under the following INTERVALS write a "3" if the interval is a THIRD.
Write a "4" if it is a FOURTH.



Interval: _____ _____ _____ _____ _____ _____ _____ _____.

Although Mayron Cole owns the copyright to this page, she is granting permission to copy it **only** under the following condition: Teachers and students may print this page at home, school, or at their local print shop; and teachers and students may download, view, copy and/or share this page digitally.

CREATED BY
MAYRON COLE

CREEPY-CRAWLY MUSIC

(orchestrated accompaniment has a 2 measure count-in)

© Mayron Cole



BMK = BLACK MOUNTAIN KEYS

FREEPIANOMETHOD.COM
Although Mayron Cole owns the copyright to this page, she is granting permission to copy it **only** under the following condition: Teachers and students may print this page at home, school, or at their local print shop; and teachers and students may download, view, copy and/or share this page digitally.