The
MAYRON COLE PIANO METHOD

FUN SHEET

𝄢: G A B C D E F G A ©

1. The LOW STAFF has _____ lines and _____ spaces.

2. The LOW STAFF LINES are:
___ ___ ___ ___ ___.

3. The LOW STAFF SPACES are:
___ ___ ___ ___.





G B D F A A C E G
(G-2) *(G-1)*



4. Write the letter names below these notes. Next, draw a line from each note to its corresponding key on the keyboard.

When you go to the keyboard, play these notes for your teacher.



Letter Names: ___ ___ ___ ___ ___ ___ ___ ___ ___ ___ ___ ___ ___ ___ ___.

Although Mayron Cole owns the copyright to this page, she is granting permission to copy it **only** under the following condition: Teachers and students may print this page at home, school, or at their local print shop; and teachers and students may download, view, copy and/or share this page digitally.



Write the letter names below the following notes to solve the **MYSTERY MESSAGE**©!

𝄢: Notes Only!



LON__ __ __O VIKIN__ SHIPS S__IL__ __ TH__



I__Y NORTH__RN S__ __S. TH__ __I__R__ __ VIKIN__

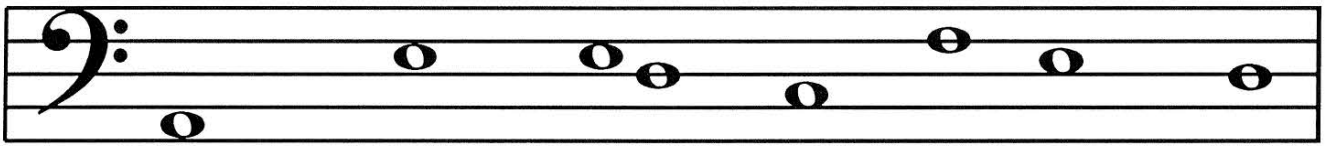

W__RRIORS __XPLOR__ __ MU__H O__ TH__ WORL__.



IT IS __ __ LI__V__ __ TH__T VIKIN__S W__R__



TH__ __IRST TO __ISCOV__R __M__RI__ __! ©

FREEPIANOMETHOD.COM
Although Mayron Cole owns the copyright to this page, she is granting permission to copy it **only** under the following condition: Teachers and students may print this page at home, school, or at their local print shop; and teachers and students may download, view, copy and/or share this page digitally.

The
MAYRON COLE PIANO METHOD

FUN SHEET

INTERVAL REVIEW©

1. Simple THIRDS are both LINE NOTES or both SPACE NOTES. Simple THIRDS skip _____ white key(s) on the keyboard.
   (1 or 2?)

2. SECONDS are written "side-ways" in music, and they are played on side-by-side keys on the keyboard. _____
   (yes or no?)

3. FOURTHS are LINE/SPACE intervals. FOURTHS skip _____ white
   (1 or 2?)
   key(s) on the keyboard.

4. Look at the following INTERVALS. Write a "2" under each SECOND; a "3" under each THIRD; AND A "4" under each FOURTH.





Study the examples.

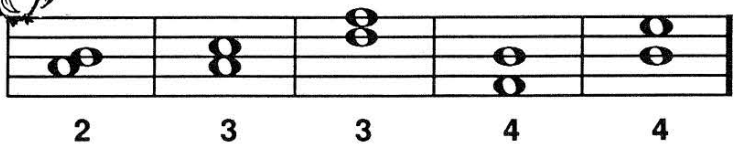

2 3 3 4 4



Interval:

_____ _____ _____ _____ _____ _____ _____ _____

Although Mayron Cole owns the copyright to this page, she is granting permission to copy it **only** under the following condition: Teachers and students may print this page at home, school, or at their local print shop; and teachers and students may download, view, copy and/or share this page digitally.

MORE INTERVAL FUN!

5. FIFTHS are like THIRDS in that both notes are LINE NOTES or both notes are SPACE NOTES. But a FIFTH has a VACANT LINE OR SPACE in the middle of the interval. Like this:



FIFTHS skip THREE white keys on the keyboard.

6. SIXTHS are one note larger than a FIFTH and skip _____ white keys on the keyboard. (3 or 4?)

SIXTHS are LINE/SPACE INTERVALS like SECONDS and FOURTHS.

SIXTHS look like this:



7. UNDER THE FOLLOWING INTERVALS WRITE A "4" if the interval is a FOURTH, a "5" if it is a FIFTH, and a "6" if it is a SIXTH.



INTERVAL: ____ ____ ____ ____ ____ ____ ____ ____ ____



____ ____ ____ ____ ____ ____ ____ ____ ____.

FREEPIANOMETHOD.COM
Although Mayron Cole owns the copyright to this page, she is granting permission to copy it **only** under the following condition: Teachers and students may print this page at home, school, or at their local print shop; and teachers and students may download, view, copy and/or share this page digitally.

Write the letter names below the following notes to solve the **MYSTERY MESSAGE©**!

𝄢: Notes Only!



TH__ OL__ __OURTHOUS__ __LO__K H__ __ K__PT



TIM__ __ __ITH__ULLY __OR M__NY Y__ __RS. __UT,



ON__ __ __Y TH__ OL__ __LO__K STOPP__ __!



__V__RYON__ MISS__ __ TH__ __L__N__IN__ O__



TH__ OL__ __LO__K. ©



Although Mayron Cole owns the copyright to this page, she is granting permission to copy it **only** under the following condition: Teachers and students may print this page at home, school, or at their local print shop; and teachers and students may download, view, copy and/or share this page digitally.

CREATED BY
MAYRON COLE

THE COURTHOUSE CLOCK





C D E F G

(orchestrated accompaniment has a 2 measure count-in)

© Mayron Cole

Slowly









* ***crescendo*** = gradually play louder.

FREEPIANOMETHOD.COM
Although Mayron Cole owns the copyright to this page, she is granting permission to copy it **only** under the following condition: Teachers and students may print this page at home, school, or at their local print shop; and teachers and students may download, view, copy and/or share this page digitally.

CREATED BY
MAYRON COLE



G A B C D E F G A
(G-2) (G-1)

EVENING BELLS



(orchestrated accompaniment has a 2 measure count-in)

© *Mayron Cole*

Slowly



* ***decrescendo*** = gradually play softer.

F R E E P I A N O M E T H O D . C O M
Although Mayron Cole owns the copyright to this page, she is granting permission to copy it **only** under the following condition: Teachers and students may print this page at home, school, or at their local print shop; and teachers and students may download, view, copy and/or share this page digitally.

CREATED BY
MAYRON COLE



SUMMER DAYS

(orchestrated accompaniment has a 2 measure count-in)

© *Mayron Cole*



F R E E P I A N O M E T H O D . C O M
Although Mayron Cole owns the copyright to this page, she is granting permission to copy it **only** under the following condition: Teachers and students may print this page at home, school, or at their local print shop; and teachers and students may download, view, copy and/or share this page digitally.



WINTER WINDS

(orchestrated accompaniment has a 2 measure count-in)

© *Mayron Cole*



CO = CROSS OVER.
TU = TUCK UNDER.

Although Mayron Cole owns the copyright to this page, she is granting permission to copy it **only** under the following condition: Teachers and students may print this page at home, school, or at their local print shop; and teachers and students may download, view, copy and/or share this page digitally.

CREATED BY
MAYRON COLE



QUIET BREEZE

(orchestrated accompaniment has a 2 measure count-in)

© Mayron Cole

Gently



**** rit. & dim. = ritardando & diminuendo:*** Gradually play slower and softer.

FREEPIANOMETHOD.COM
Although Mayron Cole owns the copyright to this page, she is granting permission to copy it **only** under the following condition: Teachers and students may print this page at home, school, or at their local print shop; and teachers and students may download, view, copy and/or share this page digitally.