The
MAYRON COLE
PIANO METHOD

FUN SHEET
CORONATION MARCH©



1. There are many THIRDS in CORONATION MARCH.
Simple thirds skip _____ white key(s).
(1 or 2?)

2. Write the letter names below these THIRDS:



Letter Names: ___ ___ ___ ___.

3. This note is in CORONATION MARCH.
What note is it? _____
(D or B?)



4. Write the counts under these notes. Then, circle each BEAT with your pencil.
The TOP NUMBER of the TIME SIGNATURE tells you that every measure should have_____ circles.
(3 or 4?)
COUNT: "1 + 2 + 3 + 4 +," etc.



Counts: _____.

On C, E, or G keys, tap the above rhythms with your class.

5. In measures 15 and 16 of CORONATION MARCH, there is a THREE-NOTE CHORD (page 106).
What three notes will you play?
_____ _____ & _____



Although Mayron Cole owns the copyright to this page, she is granting permission to copy it **only** under the following condition: Teachers and students may print this page at home, school, or at their local print shop; and teachers and students may download, view, copy and/or share this page digitally.

CORONATION MARCH

(orchestrated accompaniment has a 2 measure count-in)

© *Mayron Cole*





FREEPIANOMETHOD.COM
Although Mayron Cole owns the copyright to this page, she is granting permission to copy it **only** under the following condition: Teachers and students may print this page at home, school, or at their local print shop; and teachers and students may download, view, copy and/or share this page digitally.







CO = CROSS OVER.
TU = TUCK UNDER.

Although Mayron Cole owns the copyright to this page, she is granting permission to copy it **only** under the following condition: Teachers and students may print this page at home, school, or at their local print shop; and teachers and students may download, view, copy and/or share this page digitally.







F R E E P I A N O M E T H O D . C O M
Although Mayron Cole owns the copyright to this page, she is granting permission to copy it **only** under the following condition: Teachers and students may print this page at home, school, or at their local print shop; and teachers and students may download, view, copy and/or share this page digitally.



Although Mayron Cole owns the copyright to this page, she is granting permission to copy it **only** under the following condition: Teachers and students may print this page at home, school, or at their local print shop; and teachers and students may download, view, copy and/or share this page digitally.

PLAY MIX & MATCH!

FIND SOMETHING IN THE SECOND COLUMN THAT MATCHES WITH SOMETHING IN THE FIRST COLUMN. PLACE THE CORRECT LETTER IN THE BLANK PROVIDED IN THE FIRST COLUMN.

COLOR THE PICTURE.



1. ACCENT MARK: _____ . (Strike the key a little harder.)
2. OTTAVA: _____ . Play the note that is 8 keys lower than written.)
3. FLAT SIGN: _____ . (Go backward and play the very next key.)
4. LOW F: _____ .
5. TUCK UNDER: _____ .
6. TIE HOLD: _____ .
7. TIME SIGNATURE: _____ .
8. TREBLE CLEF or G CLEF or HIGH CLEF: _____ .

a. TU

b. $\frac{4}{4}$

c. 

d. 

e. 

f. 

g. 

h. 

F R E E P I A N O M E T H O D . C O M
Although Mayron Cole owns the copyright to this page, she is granting permission to copy it **only** under the following condition: Teachers and students may print this page at home, school, or at their local print shop; and teachers and students may download, view, copy and/or share this page digitally.