

The
MAYRON COLE PIANO METHOD

FUN SHEET

BY THE BAYOU©

1. There are many HARMONIC INTERVALS in BY THE BAYOU. "HARMONIC INTERVAL" means "two notes played at the same time." _____
(yes or no?)

Write the letter names below the notes of these HARMONIC INTERVALS:



2. One note is repeated in each of the above HARMONIC INTERVALS. What note is repeated? _____
(F or G?)

3. At the end of BY THE BAYOU, there is a REPEAT SIGN. This sign, tells you to play the entire piece again. _____
(yes or no?)



4. BY THE BAYOU may be repeated with the RIGHT-HAND notes played an octave higher than written. _____
(yes or no?)

5. The following are HARMONIC INTERVALS. Write a "2" under each SECOND, a "3" under each THIRD, and a "4" under each FOURTH:



___ ___ ___ ___ ___ ___ ___

F R E E P I A N O M E T H O D . C O M
Although Mayron Cole owns the copyright to this page, she is granting permission to copy it **only** under the following condition: Teachers and students may print this page at home, school, or at their local print shop; and teachers and students may download, view, copy and/or share this page digitally.

By The Bayou

(orchestrated accompaniment has a 2 measure count-in)



FREEPIANOMETHOD.COM
Although Mayron Cole owns the copyright to this page, she is granting permission to copy it **only** under the following condition: Teachers and students may print this page at home, school, or at their local print shop; and teachers and students may download, view, copy and/or share this page digitally.



4
2

mf 9 10 11 12

p 13 14 15 *ritardando* *pp* 16

Repeat R.H. an
octave higher

Although Mayron Cole owns the copyright to this page, she is granting permission to copy it **only** under the following condition: Teachers and students may print this page at home, school, or at their local print shop; and teachers and students may download, view, copy and/or share this page digitally.

TIME SIGNATURES

1. The TOP NUMBER of the TIME SIGNATURE tells you how many beats will be in ONE measure.

The BOTTOM NUMBER of the TIME SIGNATURE tells you what type of note receives ONE BEAT. The "4" stands for the 1/4 note.



2. DRAW A QUARTER NOTE: _____ . DRAW A QUARTER REST: _____ .

3. Look at the TIME SIGNATURES below. With your pencil, draw a circle around every beat.
Remember that 2-8ths equal ONE BEAT! Example:



Now, YOU try it:



4. Look at the following notes and rests. Observe the TIME SIGNATURE. With your pencil, draw BAR-LINES where needed to form the measures correctly. THEN, circle every beat with your pencil.



On C,E, or G keys, tap the above rhythms with your class.

5. DRAW A HALF REST: _____ .

DRAW A WHOLE REST: _____ .

DRAW A HALF NOTE: _____ .

F R E E P I A N O M E T H O D . C O M
Although Mayron Cole owns the copyright to this page, she is granting permission to copy it **only** under the following condition: Teachers and students may print this page at home, school, or at their local print shop; and teachers and students may download, view, copy and/or share this page digitally.