The
MAYRON COLE PIANO METHOD

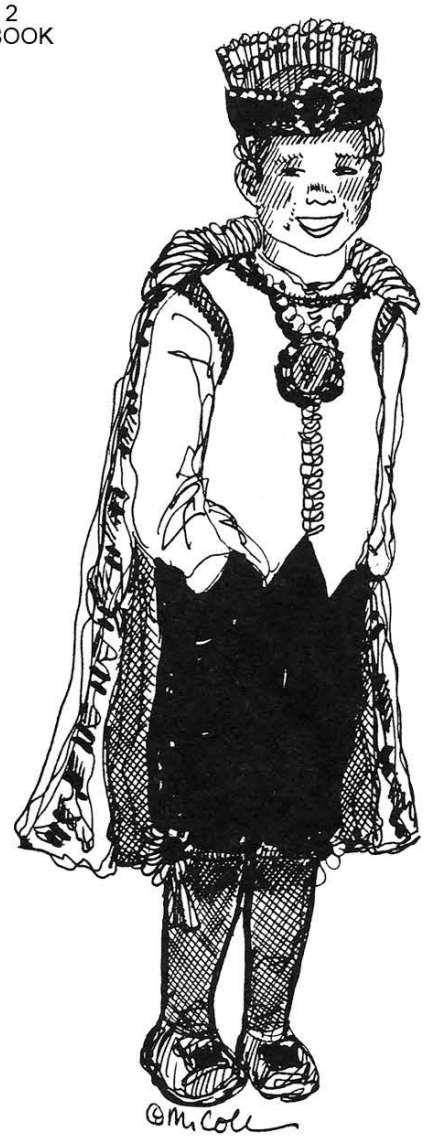

FUN SHEET

CHANGING OF THE GUARD©

1. There is a new note in CHANGING OF THE GUARD. Think & reason: If the lowest line in the low staff is G, the note below it should be _____ .



2. Write the letter names below these notes. They are played in CHANGING OF THE GUARD:

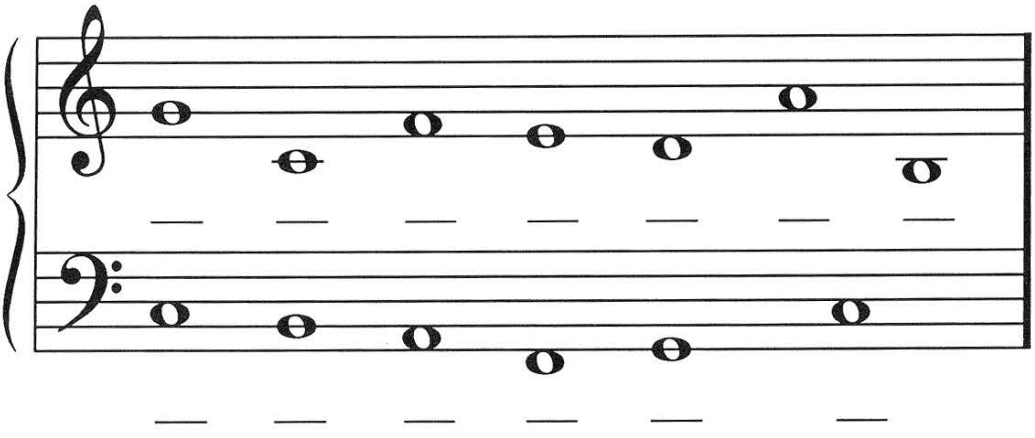

Although Mayron Cole owns the copyright to this page, she is granting permission to copy it **only** under the following condition: Teachers and students may print this page at home, school, or at their local print shop; and teachers and students may download, view, copy and/or share this page digitally.

CHANGING OF THE GUARD

(orchestrated accompaniment has a 2 measure count-in)

Slow March Tempo

© Mayron Cole





FREEPIANOMETHOD.COM
Although Mayron Cole owns the copyright to this page, she is granting permission to copy it **only** under the following condition: Teachers and students may print this page at home, school, or at their local print shop; and teachers and students may download, view, copy and/or share this page digitally.





Although Mayron Cole owns the copyright to this page, she is granting permission to copy it **only** under the following condition: Teachers and students may print this page at home, school, or at their local print shop; and teachers and students may download, view, copy and/or share this page digitally.







FREEPIANOMETHOD.COM
Although Mayron Cole owns the copyright to this page, she is granting permission to copy it **only** under the following condition: Teachers and students may print this page at home, school, or at their local print shop; and teachers and students may download, view, copy and/or share this page digitally.



The
MAYRON COLE PIANO METHOD

FUN SHEET

CHANGING OF THE GUARD©

RHYTHM REVIEW

A. The TOP NUMBER of the TIME SIGNATURE tells you how many _____ will be in each measure.
(rests or beats?)



The BOTTOM NUMBER tells you what type of note receives one _____ .
(rest or beat?)



The "4" stands for the 1/4 note or _____ note.
(whole or quarter?)

B. DRAW A QUARTER NOTE: _____ . DRAW A HALF NOTE: _____ .

C. Look at the time signature below. With your pencil, draw BAR-LINES where needed to divide the notes & rests correctly into measures. Then, circle each beat with your pencil. Each measure should have _____ circles.
(3 or 4?)

Write the counts!



On C, E, or G keys, tap the above rhythms with your class.
REMEMBER TO COUNT WITH SUCCESSIVE NUMBERS: "1 + 2 + 3 + 4 +," etc.

D. Look at the time signature below. One note or rest is missing from each measure. Draw the correct note or rest to complete the measure. Circle each beat with your pencil.



Now, write the counts under the above notes & rests.
COUNT WITH SUCCESSIVE NUMBERS: "1 + 2 + 3 + 4 +," etc.

Although Mayron Cole owns the copyright to this page, she is granting permission to copy it **only** under the following condition: Teachers and students may print this page at home, school, or at their local print shop; and teachers and students may download, view, copy and/or share this page digitally.

E. FIND SOMETHING IN THE SECOND COLUMN THAT MEANS THE SAME AS SOMETHING IN THE FIRST COLUMN. PLACE THE CORRECT LETTER IN THE BLANK IN THE FIRST COLUMN.



COLOR THE PICTURE.

1. DOTTED HALF NOTE: _____ . (count 1-2-3.)

2. HALF NOTE: _____ . (count 1-2.)

3. TWO-EIGHTHS: _____ .

4. QUARTER REST: _____ .

5. TIME SIGNATURE: _____ .

6. BRACE: _____ .

7. LOW F: _____ .

8. FERMATA: _____ .

9. QUARTER NOTE: _____ .

a. 

b. 

c. 

d. 

e. 

f. 

g. 

h. 

i. 

F R E E P I A N O M E T H O D . C O M
Although Mayron Cole owns the copyright to this page, she is granting permission to copy it **only** under the following condition: Teachers and students may print this page at home, school, or at their local print shop; and teachers and students may download, view, copy and/or share this page digitally.