




The LEGO® Technic Idea Book

FANTASTIC CONTRACTIONS

Yoshihito Isogawa



\$19.95 (\$22.95 CDN)
Shelve In: HOBBIES/GAMES

LEGO® Inspiration for All Ages




The LEGO Technic Idea Book: Fantastic Contraptions is a collection of hundreds of working examples of simple yet fascinating Technic models that you can build based on their pictures alone. Colors distinguish each part, showing you how the models are assembled. Each photo illustrates a different principle, concept, or mechanism that will inspire your own original creations.

The Technic models in *Fantastic Contraptions* include working catapults, crawling spiders, and bipedal walkers, as well as gadgets powered by fans, propellers, springs, magnets, and vibration. You'll even learn how to add lights, pneumatics, and solar panels to your own models.

This visual guide, the third in the three-volume *LEGO Technic Idea Book* series, is the brainchild of master builder Yoshihito Isogawa of Tokyo, Japan. Each title is filled with photos of Isogawa's unique models, all of which are designed to fire the imaginations of LEGO builders young and old.

Imagine. Create. Invent. Now, what will you build?

Visit <http://nostarch.com/technic/> to view videos of many of this book's projects and to join the discussion!



VOLUME 3

The LEGO® Technic Idea Book
FANTASTIC CONTRACTIONS

Yoshihito Isogawa



The LEGO® Technic Idea Book: Fantastic Contraptions. Copyright © 2011 by Yoshihito Isogawa.

All rights reserved. No part of this work may be reproduced or transmitted in any form or by any means, electronic or mechanical, including photocopying, recording, or by any information storage or retrieval system, without the prior written permission of the copyright owner and the publisher.

Third printing

Printed in Canada

15 14 13 12 3 4 5 6 7 8 9

ISBN-10: 1-59327-279-0

ISBN-13: 978-1-59327-279-1

Publisher: William Pollock

Production Editor: Serena Yang

Cover and Interior Design: Yoshihito Isogawa and Octopod Studios

Technical Reviewer: Sumiko Hirano

Compositor: Octopod Studios



For information on book distributors or translations, please contact No Starch Press, Inc. directly:

No Starch Press, Inc.

38 Ringold Street, San Francisco, CA 94103

phone: 415.863.9900; fax: 415.863.9950; info@nostarch.com; www.nostarch.com

Library of Congress Cataloging-in-Publication Data

Isogawa, Yoshihito.

Fantastic contraptions / by Yoshihito Isogawa.

p. cm. -- (The LEGO Technic idea book ; 3)

ISBN-13: 978-1-59327-279-1

ISBN-10: 1-59327-279-0

1. Mobile robots. 2. LEGO toys. I. Title.

TJ211.415.I86 2010

629.8'932--dc22

2010031342

No Starch Press and the No Starch Press logo are registered trademarks of No Starch Press, Inc. Other product and company names mentioned herein may be the trademarks of their respective owners. Rather than use a trademark symbol with every occurrence of a trademarked name, we are using the names only in an editorial fashion and to the benefit of the trademark owner, with no intention of infringement of the trademark.

LEGO®, MINDSTORMS®, the brick configuration, and the minifigure are trademarks of the LEGO Group, which does not sponsor, authorize, or endorse this book.

The information in this book is distributed on an "As Is" basis, without warranty. While every precaution has been taken in the preparation of this work, neither the author nor No Starch Press, Inc. shall have any liability to any person or entity with respect to any loss or damage caused or alleged to be caused directly or indirectly by the information contained in it.



*This book is full of little seeds for ideas.
It is you who will cultivate those seeds
so they grow into wonderful masterpieces.*

Yoshihito Isogawa





Contents

Introduction	xi
Note to Parents	xii
Where to Find Parts	xii

Part 1



4

4

Four-Legged Walkers

A spider	4
An ant	4
A dog	6
A dynamic walker	8
A smooth walker with big feet	10



6

12

Six-Legged Walkers

A six-legged walker	12
An insect-like creature	14



2

16

Two-Legged Walkers

A simple walker	16
Chicken legs	17
A walker with square legs and one motor	18
A walker that shifts its center of gravity	20

Part 2



24

Using Wind

A simple electric fan	24
A propeller that creates wind	24
A hand-cranked fan	24
A black electric fan	26



Increasing rotational speed nine-fold (3×3) 26

Increasing rotational speed twenty-seven-fold ($3 \times 3 \times 3$) . . . 27

A wind-powered car 28

Gentle lifting power 30

A big electric fan 32

An electric fan that moves up and down 34

An oscillating electric fan 36



38

Using Weights

Making your own weights 38

Pulley-powered cars 38

A car that moves as a weight descends 40

An old mechanical clock 42

A pendulum-powered clock 44



46

Movement Through Vibration

Vibration causes motion 46

Vibrating on shafts 48

A vibrating sled 50

A larger spinning mass means more vibration 52

Directing vibrational energy with wheels 54



56

Using Springs

A rocket launcher 56

A ballista 58

A Ping-Pong ball pitching machine 60

An electric Ping-Pong ball pitching machine 62

A pullback windup car 64



Part 3



68

Using Magnets

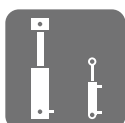
Various magnet bricks	68
A seesaw	68
A clutch	70
A dancing minifig	70
Magnetic vehicle suspension	72



74

Using Lights

Light bricks	74
Switching six colors of light	76
Electric plates	77
Fiber-optic art	78
Multicolored light	79
A lighthouse	80
A pop-up sports car headlight	81
Disco lights	82
A Morse code transmitter	84



86

Using Pneumatics

Pumps, cylinders, air tanks, and switches	86
Basic pneumatics	86
One end goes down, one end goes up	86
A pneumatic poking device	88
Creating rotational movement	89
A double-jointed arm	90
Moving the arm with a pneumatic cylinder	92
Using pneumatics with motors	93
Using a gear clutch to prevent damage when rotation stops forcibly	96
Using two pumps with one motor	98





100

Using Solar Panels

Solar panels	100
A solar-powered car	100
Making wind power	102

Part 4



106

Chairs and Tables

A folding chair and a height-adjustable table	106
A reclining chair and a turntable	108
Another folding chair	110
A beach lounge chair	112
An office chair	114



116

Off-Center Axis of Rotation

Placing the axle off center	116
A propeller that changes its rotational speed	116
The piston pumps when you turn the handle	116
The propeller only turns when two gears touch	117
A car that changes speed (and height)	118
A car with a traveling propeller	120
A propeller that changes its speed	122
Twin propellers	124
A wiggling car	126



128

Intermittent Movement

Mechanisms for intermittent movement	128
Cars that start and stop	130
A gear that looks like a flower	136
Using chains and tracks to start or stop rotation	138





140

Changeover Mechanisms

- With a switch 140
- With a lever 142
- With a steering wheel 144
- A four-way changeover with a steering wheel 146



148

Changeover by Switching a Motor's Rotational Direction

- Using a gear that shifts position 148
- Spin the propeller or move forward 150
- Using a worm gear 152
- Move the arms or move forward 154
- Using a differential gear 156
- Spin the antenna or move forward 158



160

Mystery

- A mechanically animated face 160





INTRODUCTION

LEGO® Technic is designed to allow builders to create advanced models with moving parts, like those built with LEGO MINDSTORMS®. The *LEGO Technic Idea Book* series is a collection of unofficial LEGO building guides that offer hundreds of ideas and examples for building mechanisms with Technic. This volume focuses on using propellers, weights, magnets, and other parts to create all sorts of moving contraptions.

Building with LEGO

LEGO bricks aren't designed to fit in just one specific place, one particular way. Your imagination is your guide when building with LEGO, and you can put bricks and other LEGO pieces together in many ways to build an almost infinite number of creations. After building a model according to the instructions included with your set, try taking the model apart and using its pieces to create a variation of the model—or build a new one altogether. That's where the real world of LEGO begins.

My hope is that this book will give you some ideas to help you build your own original creations.

You Are the Creator

The LEGO Technic Idea Book: Fantastic Contraptions is full of photographs of mini-projects designed to show you various ways to build with LEGO bricks. Combine these projects, add decorations, and change them to create your own unique masterpieces.

The Use of Color

The examples in this book are made with parts of various colors to make it easier for you to see the individual brick shapes. Judicious use of color can add real beauty to your models, and I've tried, wherever possible, to use colors in an artistic way. You don't need to use the colors I've chosen in your models; use whichever colors you want to use to make your projects your own.

Where Are the Words?

Other than this brief introduction and the table of contents, this book has almost no words. Instead, you'll find a series of photos of increasingly complex models that are designed to demonstrate building techniques. This is an idea book; it's about imagination. Rather than tell you what to see or think when you look at each photograph, I encourage you to interpret each one in your own way. If I were to tell you what to see, you would see things through my eyes. My hope is that you will see my models through your own eyes and that your interpretations will lead you to invent your own LEGO creations.

Join the Discussion!

View videos of many of this book's models, ask questions, and share your own designs at <http://nostarch.com/technic/>.



NOTE TO PARENTS

Praise Your Child

When your child shows you their creations, take the time to really look at them together. Ask your child what they were focused on when building their model or what they wanted to accomplish. Offer your child sincere praise about their work and address aspects of the model that impress or surprise you. Talent is fostered by praise. Encourage and praise your child, and watch their talent shine through.

Express Your Feelings

Talk to your child about their creations. Ask them to show you how things move and how the parts fit together. Have them explain how they came up with their design. Your words can serve as hints or advice for your child, planting the seeds for new ideas.

Play with Your Child

Make things with your child. Offer ideas and build together. For a challenge, compete against each other to build different versions of a model. It can be inspiring for your child to see what an adult can do. When competing with your child, always encourage them and explain your creations so that they can learn from your experience.

WHERE TO FIND PARTS


There are hundreds of models in The Lego Technic Idea Books, and you may not have all of the parts you need in order to build a particular model. If you are having trouble finding a specific piece, please visit <http://nostarch.com/technic/> for a list of parts and answers to questions that you may have (the information on this page is dynamic so check back for changes).



The parts list includes various Technic pieces used in this series, from basic gears and pins to harder-to-find treads, springs, and electric motors. Each part is accompanied by a picture and a link to the BrickLink website, where you can easily browse for and order any part you desire. For the more unique parts, I have also included some purchasing tips as well as specific page references to where each part is used in each book.

If you prefer to purchase a LEGO Technic set, please visit <http://nostarch.com/technic/> for a recommended list on the parts list page. This list will change as the LEGO Group frequently replaces their Technic sets, so check back for updates.


If you still cannot find a particular piece used in one of my models, try substituting your own parts. The models in this series are meant to inspire, and there is no one right way to build. I encourage you to explore and have fun.









PART 1








4





12







16








4










4










4











4











6










6










2











2









2








PART 2





24






56












38










46













































































































































































































PART 3





68






100




74










86












































































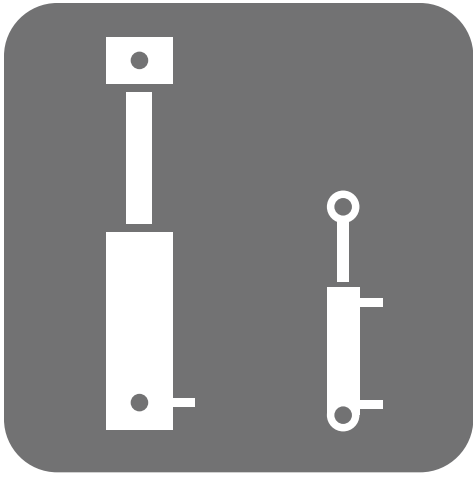












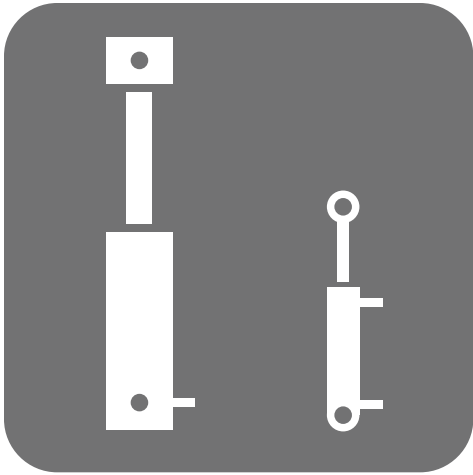












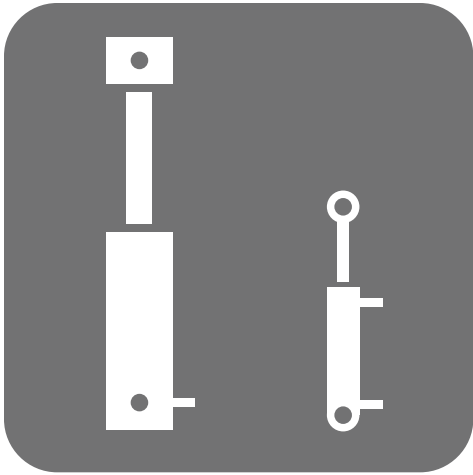










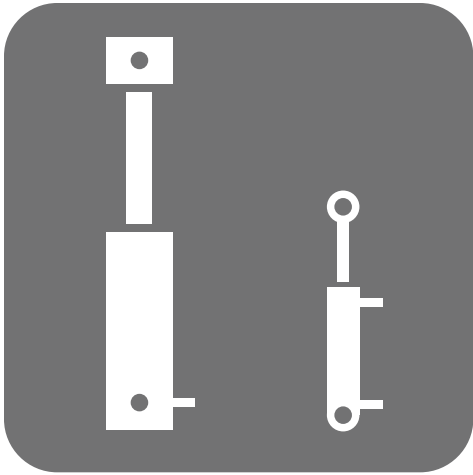














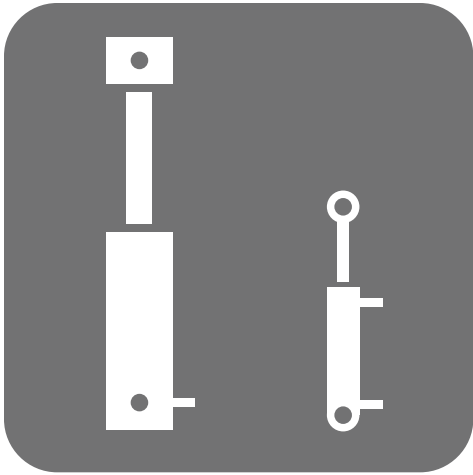











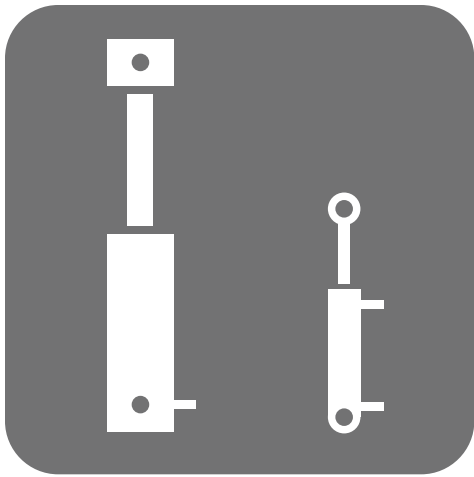













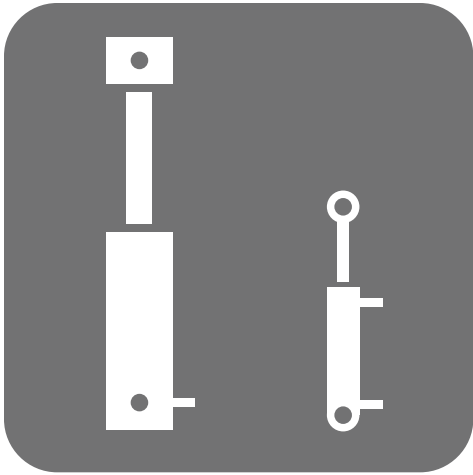














































PART 4





106



140



116






148












128








160

























































































































































































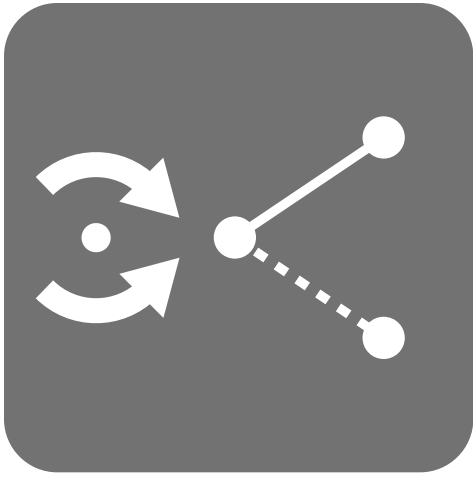






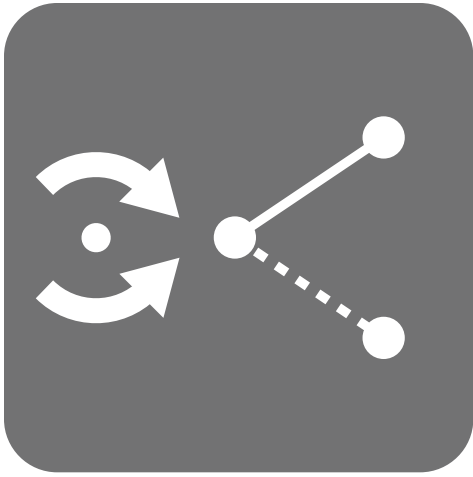










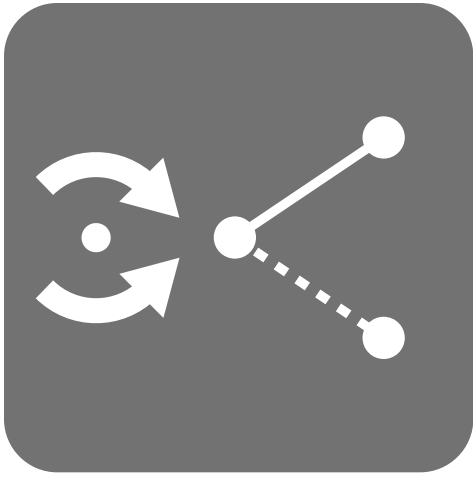










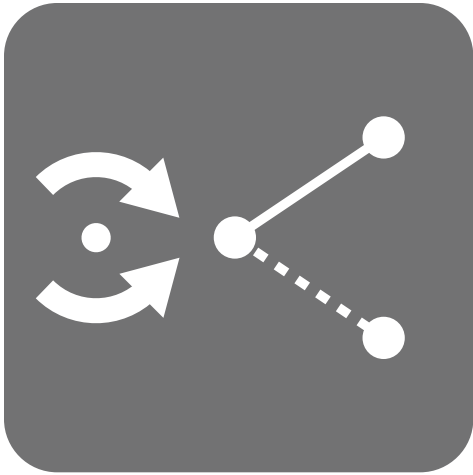













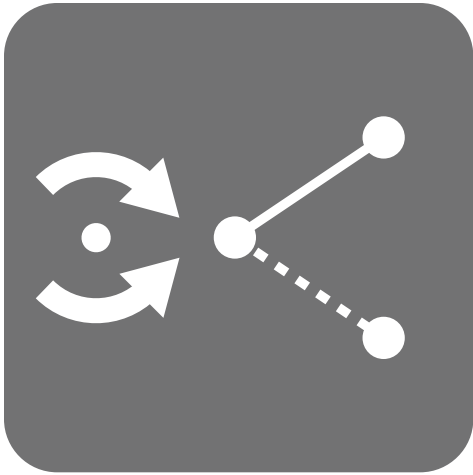










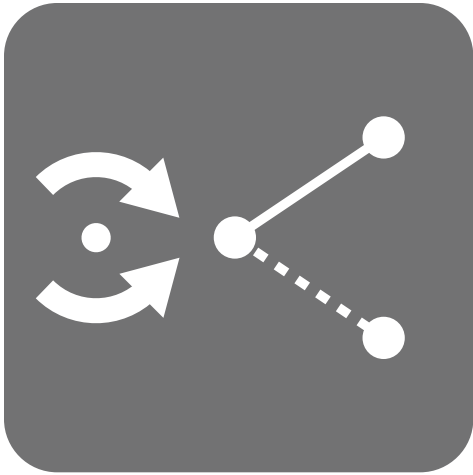

































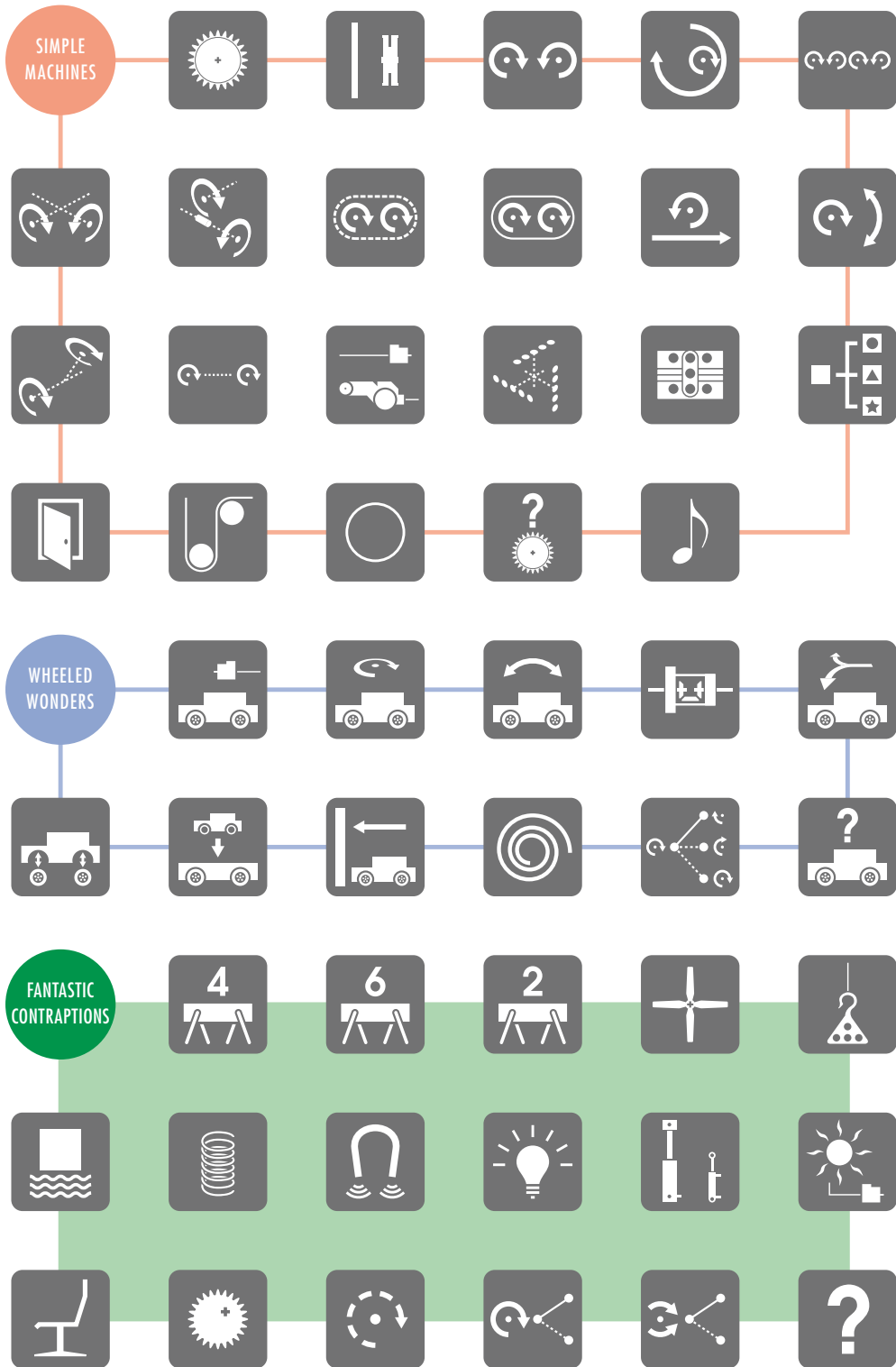


Yoshihito Isogawa of Tokyo, Japan, is a technical writer and LEGO® luminary. In addition to running Isogawa Studio, Inc., he regularly holds LEGO workshops, lectures at schools and science museums, and creates LEGO models for events and exhibitions. He is the author of the *LEGO MINDSTORMS NXT Orange Book*, *Making Machines with Bricks*, and several other Japanese-language LEGO titles. He is a graduate of the Faculty of Engineering at the Tokyo University of Science.

These unofficial books are not endorsed or authorized by the LEGO Group.



LEGO® INSPIRATION FOR ALL AGES



THE FINEST IN GEEK ENTERTAINMENT™
www.nostarch.com

ISBN: 978-1-59327-279-1



9 781593 272791



6 89145 72790

