The
MAYRON COLE
PIANO METHOD

FUN SHEET



LUCKY DUCK©
COLLEEN'S WALTZ©

1. Write the letter names below the following notes. Then, draw a line from each note to its key on the keyboard:

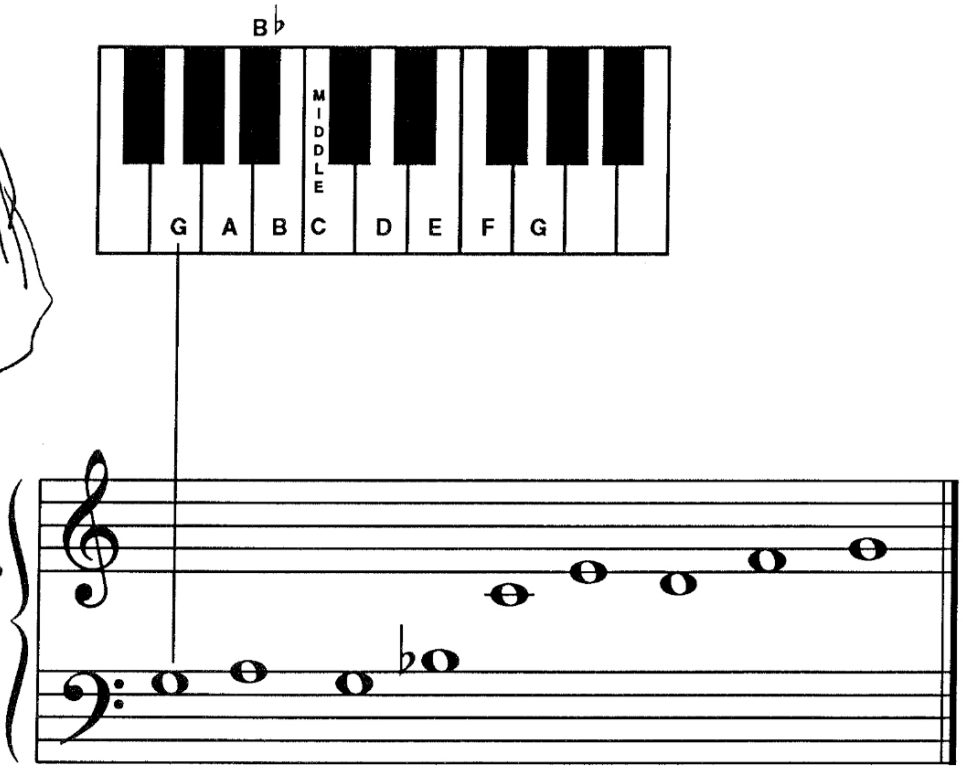

Letter Name: *G* ___ ___ ___ ___ ___ ___ ___ ___.

2. Play these notes aloud with your piano class. SAY THE NOTE NAME AS YOU PLAY IT. Count to "4" on each note, please.

F R E E P I A N O M E T H O D . C O M
This page is copyrighted by Mayron Cole.The logo is a registered trademark of The Mayron Cole Music Conservatory, Inc. The Mayron Cole Piano Method is providing you with a nonexclusive license to print this page for your own personal use or for you to distribute at no charge. You do **NOT** have the right to sell this page to your students or to any other third parties.

CREATED BY
MAYRON COLE

LUCKY DUCK

(orchestrated accompaniment has an 8 beat count-in)



FREEPIANOMETHOD.COM
This page is copyrighted by Mayron Cole.The logo is a registered trademark of The Mayron Cole Music Conservatory, Inc. The Mayron Cole Piano Method is providing you with a nonexclusive license to print this page for your own personal use or for you to distribute at no charge. You do **NOT** have the right to sell this page to your students or to any other third parties.







FREEPIANOMETHOD.COM
This page is copyrighted by Mayron Cole.The logo is a registered trademark of The Mayron Cole Music Conservatory, Inc. The Mayron Cole Piano Method is providing you with a nonexclusive license to print this page for your own personal use or for you to distribute at no charge. You do **NOT** have the right to sell this page to your students or to any other third parties.

COLLEEN'S WALTZ

For my daughter, Colleen, with love!

(orchestrated accompaniment has an 8 beat count-in)

Lovingly

© Mayron Cole



F R E E P I A N O M E T H O D . C O M
This page is copyrighted by Mayron Cole.The logo is a registered trademark of The Mayron Cole Music Conservatory, Inc.
The Mayron Cole Piano Method is providing you with a nonexclusive license to print this page for your own personal use or
for you to distribute at no charge. You do **NOT** have the right to sell this page to your students or to any other third parties.







F R E E P I A N O M E T H O D . C O M
This page is copyrighted by Mayron Cole.The logo is a registered trademark of The Mayron Cole Music Conservatory, Inc. The Mayron Cole Piano Method is providing you with a nonexclusive license to print this page for your own personal use or for you to distribute at no charge. You do **NOT** have the right to sell this page to your students or to any other third parties.

DO YOU KNOW?

PLACE THE CORRECT LETTER FROM THE SECOND COLUMN ON THE BLANK BESIDE ITS DEFINITION IN THE FIRST COLUMN:



1. PEDAL MARK: _____.

2. B-FLAT: _____.

3. FINE: _____.
(Say, "FEE-nay.")

4. BRACE: _____.

5. FLAT SIGN: _____.
(Go backward to the very next key either black or white.)

6. SHARP SIGN: _____.
(Go forward to the very next key either black or white.)

7. NATURAL SIGN: _____.
(Cancels a SHARP or a FLAT.)

8. TREBLE CLEF, G-CLEF, or HIGH CLEF: _____.

9. BASS CLEF, F-CLEF, or LOW CLEF: _____.

A. ♯

B. 𝄞

C. 𝄢

D. ♮

E.

F. *The End*

G.

H.

I. ♭

F R E E P I A N O M E T H O D . C O M
This page is copyrighted by Mayron Cole.The logo is a registered trademark of The Mayron Cole Music Conservatory, Inc. The Mayron Cole Piano Method is providing you with a nonexclusive license to print this page for your own personal use or for you to distribute at no charge. You do **NOT** have the right to sell this page to your students or to any other third parties.