The
MAYRON COLE PIANO METHOD

FUN SHEET

LITTLE SNOWFLAKES©

1. The four measures below are played at the beginning of LITTLE SNOWFLAKES. Which hand plays MIDDLE C? _____
(left or right?)



LETTER NAMES: ___ ___ ___ ___ ___ ___ ___ ___ ___ ___ ___ ___ ___ ___.

2. Write the letter names of the above notes on the blanks provided.

3. At the end of LITTLE SNOWFLAKES, two keys are played at the SAME TIME. What two keys will you play? _____ & _____



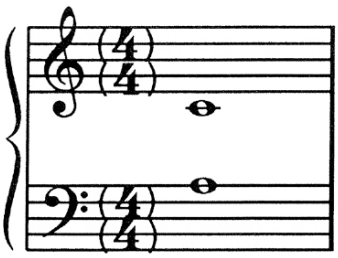

4. This, , is a FERMATA. It means to HOLD THE KEY DOWN A LITTLE LONGER. _____
(yes or no?)

FREEPIANOMETHOD.COM
This page is copyrighted by Mayron Cole.The logo is a registered trademark of The Mayron Cole Music Conservatory, Inc. The Mayron Cole Piano Method is providing you with a nonexclusive license to print this page for your own personal use or for you to distribute at no charge. You do **NOT** have the right to sell this page to your students or to any other third parties.

LITTLE SNOWFLAKES

(orchestrated accompaniment has an 8 beat count-in)





FREEPIANOMETHOD.COM
This page is copyrighted by Mayron Cole.The logo is a registered trademark of The Mayron Cole Music Conservatory, Inc. The Mayron Cole Piano Method is providing you with a nonexclusive license to print this page for your own personal use or for you to distribute at no charge. You do **NOT** have the right to sell this page to your students or to any other third parties.

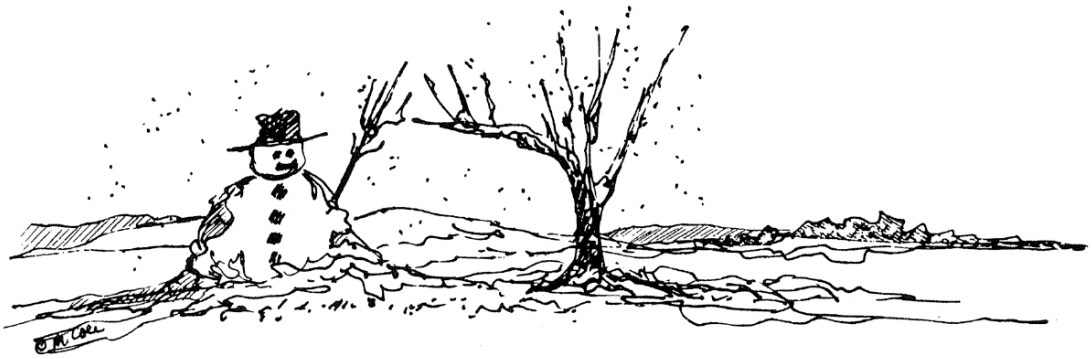





F R E E P I A N O M E T H O D . C O M
This page is copyrighted by Mayron Cole.The logo is a registered trademark of The Mayron Cole Music Conservatory, Inc. The Mayron Cole Piano Method is providing you with a nonexclusive license to print this page for your own personal use or for you to distribute at no charge. You do **NOT** have the right to sell this page to your students or to any other third parties.

WRITE THE LETTER NAMES OF THE NOTES ON THE BLANKS
BELOW TO SOLVE THE **MYSTERY MESSAGE©**!



__ LL __ ROUN __ __ I __ SNOW __ L __ K __ S __ __ LL



__ OV __ RIN __ TH __ __ __ R __ TR __ __ S. TH __ __ IRST

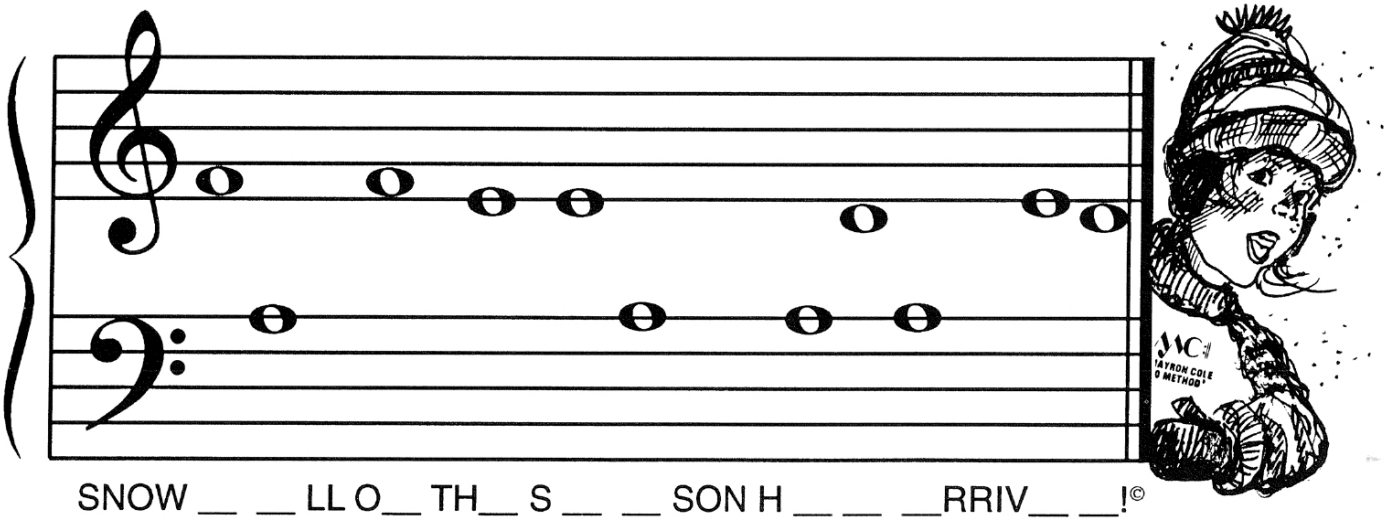

SNOW __ __ LL O__ TH__ S __ __ SON H __ __ __RRIV__ __!©

YEA!!

F R E E P I A N O M E T H O D . C O M
This page is copyrighted by Mayron Cole.The logo is a registered trademark of The Mayron Cole Music Conservatory, Inc. The Mayron Cole Piano Method is providing you with a nonexclusive license to print this page for your own personal use or for you to distribute at no charge. You do **NOT** have the right to sell this page to your students or to any other third parties.

The
MAYRON COLE PIANO METHOD



COLOR THE PICTURE

FREEPIANOMETHOD.COM
This page is copyrighted by Mayron Cole.The logo is a registered trademark of The Mayron Cole Music Conservatory, Inc. The Mayron Cole Piano Method is providing you with a nonexclusive license to print this page for your own personal use or for you to distribute at no charge. You do **NOT** have the right to sell this page to your students or to any other third parties.



BONUS MUSIC
KEYBOARD REVIEW
THE 5TH SYMPHONY

from the Pre-Level One
Classical Favorites book

composed by: Ludwig van Beethoven
completed in 1808 at the age of 38

arranged by: Colleen Mayron Cole

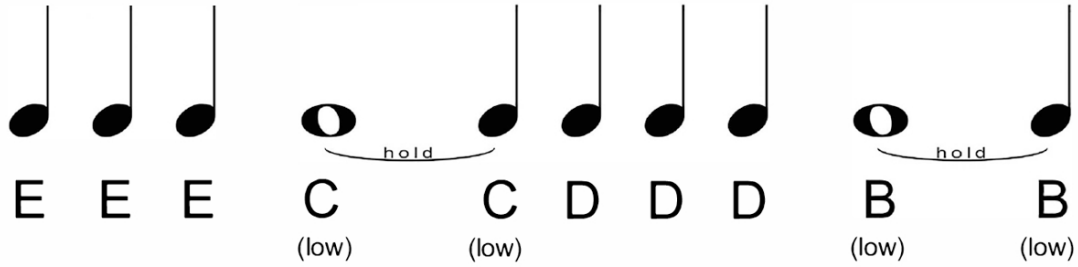



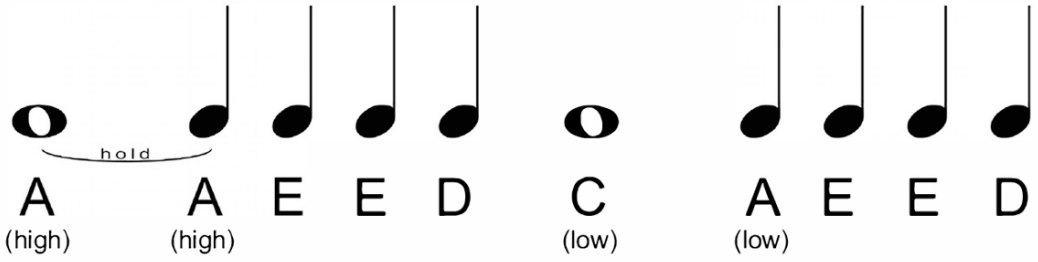

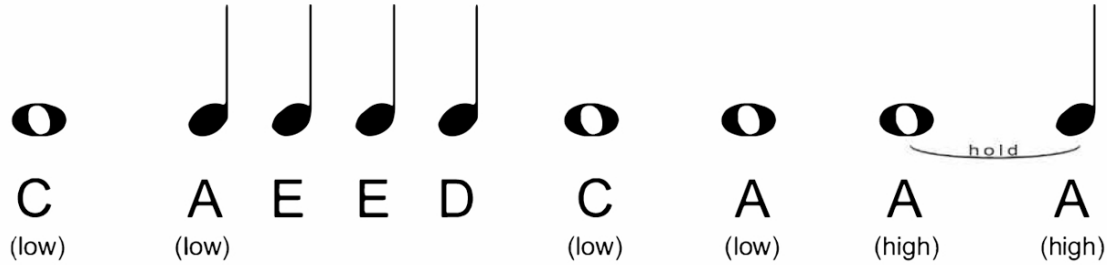

FREEPIANOMETHOD.COM
This page is copyrighted by Mayron Cole.The logo is a registered trademark of The Mayron Cole Music Conservatory, Inc. The Mayron Cole Piano Method is providing you with a nonexclusive license to print this page for your own personal use or for you to distribute at no charge. You do **NOT** have the right to sell this page to your students or to any other third parties.

The
MAYRON COLE PIANO METHOD



FUN SHEET

RETURN OF ROBIN©



1. IMPORTANT MESSAGE!

Once a note has been FLATTED or SHARPED, it remains that way for the REST OF THE MEASURE -- unless you see a NATURAL SIGN, ♮.

REMEMBER:
A NATURAL SIGN CANCELS A SHARP OR A FLAT.

2. Look at this measure from RETURN OF ROBIN. How many B-flats will you play? _____
(1 or 4?)

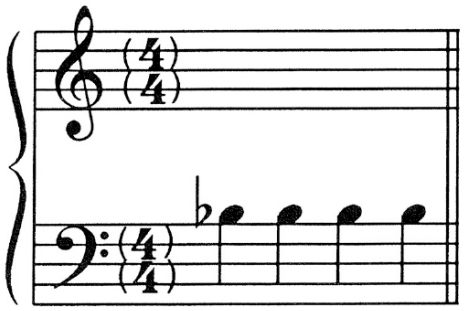

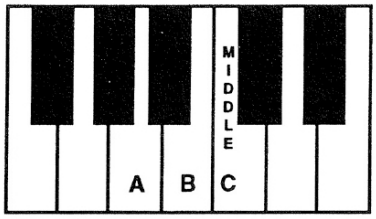

3. Put an "**X**" over B-Flats's key on the little keyboard.

4. At the end of RETURN OF ROBIN, two notes are played at the SAME TIME. What are they? _____ & _____

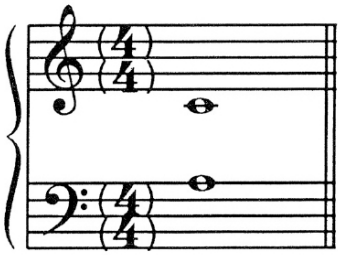

FREEPIANOMETHOD.COM
This page is copyrighted by Mayron Cole.The logo is a registered trademark of The Mayron Cole Music Conservatory, Inc. The Mayron Cole Piano Method is providing you with a nonexclusive license to print this page for your own personal use or for you to distribute at no charge. You do **NOT** have the right to sell this page to your students or to any other third parties.

CREATED BY
MAYRON COLE



RETURN OF ROBIN

(orchestrated accompaniment
has an 8 beat count-in)

Migration Speed!

© Mayron Cole



How many B-flats are played
in this measure? _____

Note: Remember Students: A ♯, ♭, or ♮ sign always goes IN FRONT of the note that it is changing!



F R E E P I A N O M E T H O D . C O M
This page is copyrighted by Mayron Cole.The logo is a registered trademark of The Mayron Cole Music Conservatory, Inc.
The Mayron Cole Piano Method is providing you with a nonexclusive license to print this page for your own personal use or
for you to distribute at no charge. You do **NOT** have the right to sell this page to your students or to any other third parties.







F R E E P I A N O M E T H O D . C O M
This page is copyrighted by Mayron Cole.The logo is a registered trademark of The Mayron Cole Music Conservatory, Inc. The Mayron Cole Piano Method is providing you with a nonexclusive license to print this page for your own personal use or for you to distribute at no charge. You do **NOT** have the right to sell this page to your students or to any other third parties.





5. WRITE THE LETTER NAMES BELOW THESE NOTES ON THE BLANKS PROVIDED. THEN, DRAW A LINE FROM EACH NOTE TO ITS KEY ON THE KEYBOARD:

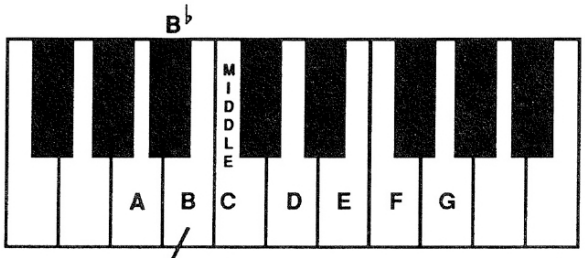



LETTER NAME: B ___ ___ ___ ___ ___ ___ ___ ___ ___ ___.

6. When you go to the keyboard, play the above notes for your teacher. Be sure that your nose is in front of MIDDLE _____. Count to "4" on each note, please.
(C or F?)

FREEPIANOMETHOD.COM
This page is copyrighted by Mayron Cole.The logo is a registered trademark of The Mayron Cole Music Conservatory, Inc. The Mayron Cole Piano Method is providing you with a nonexclusive license to print this page for your own personal use or for you to distribute at no charge. You do **NOT** have the right to sell this page to your students or to any other third parties.