The
MAYRON COLE PIANO METHOD

FUN SHEET

INTRODUCING B!©

1. The SPACE NOTE that crawls over the LOW STAFF is

B!

Think: "B" is the BOY CRAWLING OVER THE FENCE!"



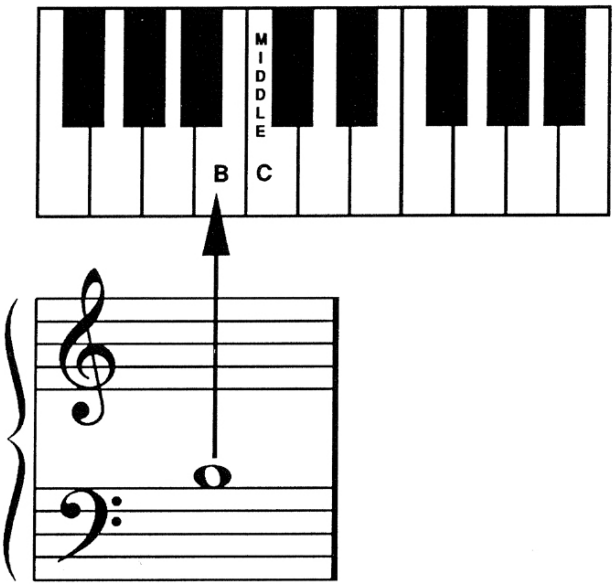

B

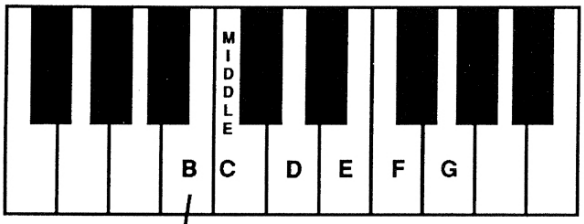

2. Write the letter names of these notes on the blanks below. Then, draw a line from each note to its key on the keyboard above.



LETTER NAME: ***B*** ____ ____ ____ ____ ____ ____ ____.

3. When you go to the piano, play these notes for your teacher. Sit with your nose in front of Middle _____.
(B or C?)
Count to "4" on each note, please.

F R E E P I A N O M E T H O D . C O M
This page is copyrighted by Mayron Cole.The logo is a registered trademark of The Mayron Cole Music Conservatory, Inc. The Mayron Cole Piano Method is providing you with a nonexclusive license to print this page for your own personal use or for you to distribute at no charge. You do **NOT** have the right to sell this page to your students or to any other third parties.

WRITE THE LETTER NAMES OF THE NOTES ON THE BLANKS
BELOW TO SOLVE THE **MYSTERY MESSAGE**©!



TH__ __AN__ __ __ __AN TO PLAY. __RI__HT __ALLOONS.



__ILL__ __ TH__ AIR. IT WAS A P__R__ __ __T



__ALL __AY TO __O TO TH__ __AIR!©



FREEPIANOMETHOD.COM
This page is copyrighted by Mayron Cole.The logo is a registered trademark of The Mayron Cole Music Conservatory, Inc. The Mayron Cole Piano Method is providing you with a nonexclusive license to print this page for your own personal use or for you to distribute at no charge. You do **NOT** have the right to sell this page to your students or to any other third parties.

The
MAYRON COLE PIANO METHOD

FUN SHEET

BACK TO B.C.©

DO YOU KNOW?

Place the correct number from the second column beside the correct definition in the first column. The time signature for this exercise is $\frac{4}{4}$.

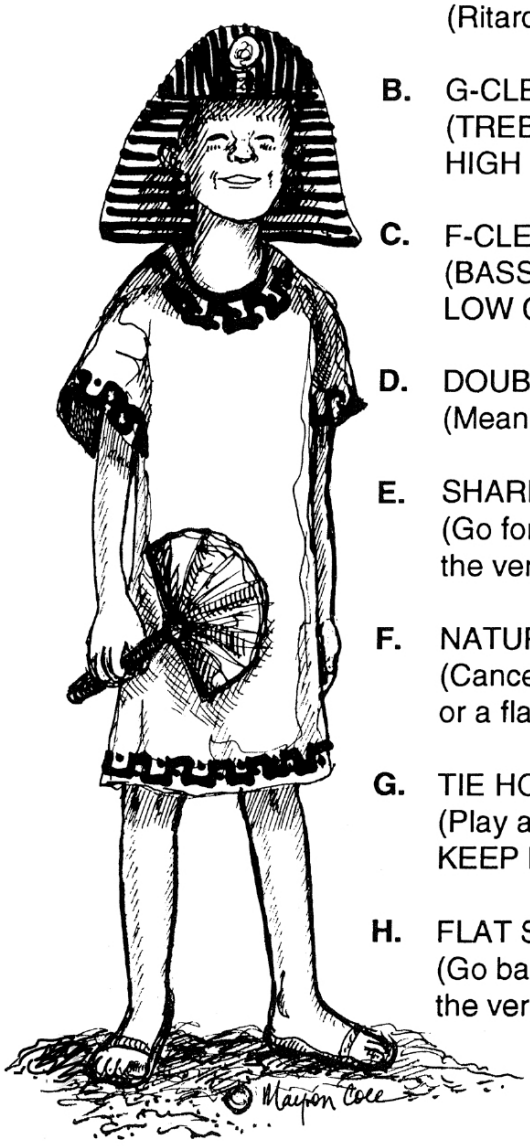

A. RITARDANDO: _____.
(Ritard. or Rit.)

B. G-CLEF: _____.
(TREBLE CLEF or HIGH CLEF)

C. F-CLEF: _____.
(BASS CLEF or LOW CLEF)

D. DOUBLE BAR-LINE: _____.
(Means,"The End.")

E. SHARP SIGN: _____.
(Go forward to play the very next key.)

F. NATURAL SIGN: _____.
(Cancels a sharp or a flat.)

G. TIE HOLD: _____.
(Play a note and KEEP HOLDING.)

H. FLAT SIGN: _____.
(Go backward to play the very next key.)

1. 

2. 

3. 

4. 

5. *Gradually Play Slower*

6. 

7. 

8. 

FREEPIANOMETHOD.COM
This page is copyrighted by Mayron Cole.The logo is a registered trademark of The Mayron Cole Music Conservatory, Inc. The Mayron Cole Piano Method is providing you with a nonexclusive license to print this page for your own personal use or for you to distribute at no charge. You do **NOT** have the right to sell this page to your students or to any other third parties.

CREATED BY
MAYRON COLE





BACK TO B.C.

© Mayron Cole

(LEFT-HAND MUSIC)

(orchestrated accompaniment has an 8 beat count-in)

Camel Speed



Here's two notes that you should know:



C B C B to and fro! While



C. B. is a ra- di- o,



B. C. was long, long a- go!

FREEPIANOMETHOD.COM
This page is copyrighted by Mayron Cole.The logo is a registered trademark of The Mayron Cole Music Conservatory, Inc. The Mayron Cole Piano Method is providing you with a nonexclusive license to print this page for your own personal use or for you to distribute at no charge. You do **NOT** have the right to sell this page to your students or to any other third parties.

The
MAYRON COLE PIANO METHOD

FUN SHEET

TIME SIGNATURES! ©



4 ←
4 ←

1. The TOP NUMBER of the TIME SIGNATURE tells you how many_____are in
(rests or beats?)
each measure.

The BOTTOM NUMBER of the TIME SIGNATURE tells you what type of note receives _____
(1 or 4?)
beat(s).

The "4" stands for the QUARTER NOTE or 1/4 note.
_____
(yes or no?)

2. Draw a QUARTER NOTE:_____.

3. The TOP NUMBER OF THE TIME SIGNATURE below tells you that each measure has FOUR BEATS. Now it is time to use SUCCESSIVE NUMBERS when you count each measure's beats. Like this: "1 - 2 - 3 - 4; 1 - 2 - 3 - 4;" etc.

WRITE THE COUNTS UNDER THE FOLLOWING NOTES USING SUCCESSIVE NUMBERS. The first two measures have been completed for you.

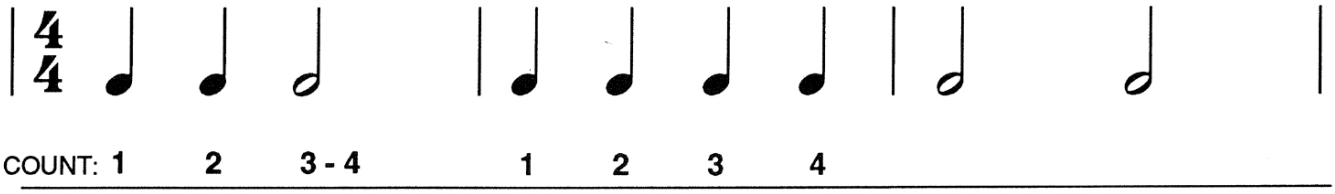

COUNT: **1 2 3 - 4 1 2 3 4**



F R E E P I A N O M E T H O D . C O M
This page is copyrighted by Mayron Cole.The logo is a registered trademark of The Mayron Cole Music Conservatory, Inc. The Mayron Cole Piano Method is providing you with a nonexclusive license to print this page for your own personal use or for you to distribute at no charge. You do **NOT** have the right to sell this page to your students or to any other third parties.



BECOMING EVEN GREATER WITH RHYTHM!

4. When a composition has many TWO-EIGHTHS, you should count with SUCCESSIVE NUMBERS.
Count like this: "1 + 2 + 3 + 4 + 1 + 2 + 3 + 4 +."

This counting helps you to keep a steady and even beat as you change from QUARTER NOTES to TWO-EIGHTH NOTES.

PLEASE LEARN THESE NOTE VALUES:

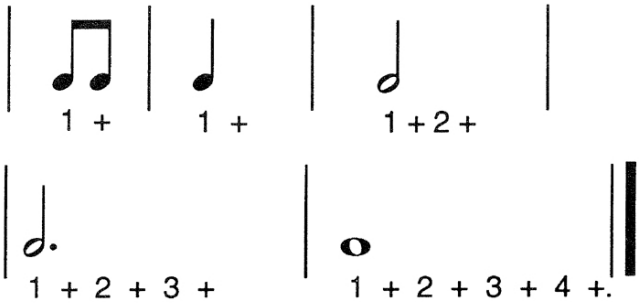

5. Look at the TIME SIGNATURE below. The top number tells you that each measure has _____ beats.
(3 or 4?)
Write the counts under the following notes using SUCCESSIVE NUMBERS and count like this: "1 + 2 + 3 + 4 +," etc. The first two measures have been completed for you.



With your class, tap the above rhythms on a C, E, or G Key.

HOW WELL DID YOU DO? _____

F R E E P I A N O M E T H O D . C O M
This page is copyrighted by Mayron Cole.The logo is a registered trademark of The Mayron Cole Music Conservatory, Inc. The Mayron Cole Piano Method is providing you with a nonexclusive license to print this page for your own personal use or for you to distribute at no charge. You do **NOT** have the right to sell this page to your students or to any other third parties.

The
MAYRON COLE PIANO METHOD

FUN SHEET

SKIP TO MY LOU©



1. The TOP NUMBER of the TIME SIGNATURE tells you HOW MANY BEATS are in each measure. → **2**

   The BOTTOM NUMBER tells you WHAT KIND OF NOTE receives ONE BEAT. → **4**

   The **4** stands for the 1/4 note or the QUARTER NOTE: ♩

   DRAW TWO QUARTER NOTES: _____ _____.

2. Look at the TIME SIGNATURES below. Be sure to look at the TOP NUMBERS to see how many beats are in each measure. Then, draw in the BAR-LINES to divide the notes correctly into measures:

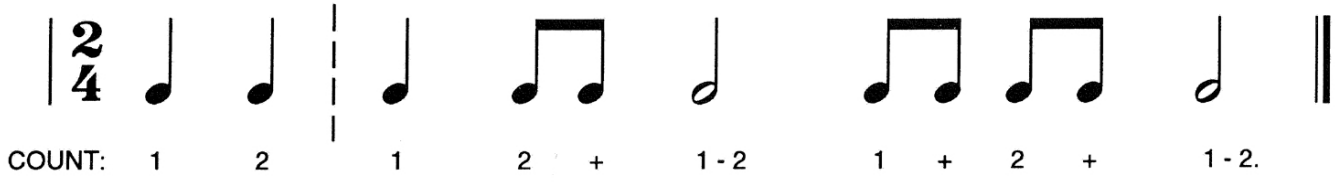



With your class, TAP & COUNT the above rhythms.
Next, on any C, E, or G key, play the above rhythms on the keyboard.

F R E E P I A N O M E T H O D . C O M
This page is copyrighted by Mayron Cole.The logo is a registered trademark of The Mayron Cole Music Conservatory, Inc. The Mayron Cole Piano Method is providing you with a nonexclusive license to print this page for your own personal use or for you to distribute at no charge. You do **NOT** have the right to sell this page to your students or to any other third parties.



Skip To My Lou

© Arr. by Mayron Cole

(orchestrated accompaniment has a 4 beat count-in)

Skipping Speed

Folk Song





FREEPIANOMETHOD.COM
This page is copyrighted by Mayron Cole.The logo is a registered trademark of The Mayron Cole Music Conservatory, Inc. The Mayron Cole Piano Method is providing you with a nonexclusive license to print this page for your own personal use or for you to distribute at no charge. You do **NOT** have the right to sell this page to your students or to any other third parties.



FREEPIANOMETHOD.COM
This page is copyrighted by Mayron Cole.The logo is a registered trademark of The Mayron Cole Music Conservatory, Inc. The Mayron Cole Piano Method is providing you with a nonexclusive license to print this page for your own personal use or for you to distribute at no charge. You do **NOT** have the right to sell this page to your students or to any other third parties.

DO YOU KNOW?

Place the correct number from the second column in the blank beside its corresponding definition in the first column. The time signature for this exercise is $\frac{4}{4}$.







A. QUARTER NOTE: _____. (Count 1.)

B. HALF NOTE: _____. (Count 1-2.)

C. DOTTED HALF NOTE: _____. (Count 1-2-3.)

D. DOUBLE BAR-LINE: _____. (The end.)

E. SHARP SIGN: _____. (Go forward to play the very next key.)

F. FLAT SIGN: _____. (Go backward to play the very next key.)

G. TWO-EIGHTHS: _____. (Count 1+.)

H. WHOLE NOTE: _____. (Count 1-2-3-4.)

I. NATURAL SIGN: _____. (Cancels a SHARP or a FLAT.)

1. 

2. 

3. 

4. 

5. 

6. 

7. 

8. 

9. 

F R E E P I A N O M E T H O D . C O M
This page is copyrighted by Mayron Cole.The logo is a registered trademark of The Mayron Cole Music Conservatory, Inc. The Mayron Cole Piano Method is providing you with a nonexclusive license to print this page for your own personal use or for you to distribute at no charge. You do **NOT** have the right to sell this page to your students or to any other third parties.