The
MAYRON COLE PIANO METHOD

FUN SHEET
INTRODUCING F!©

1. The FIRST SPACE in the HIGH STAFF is F!



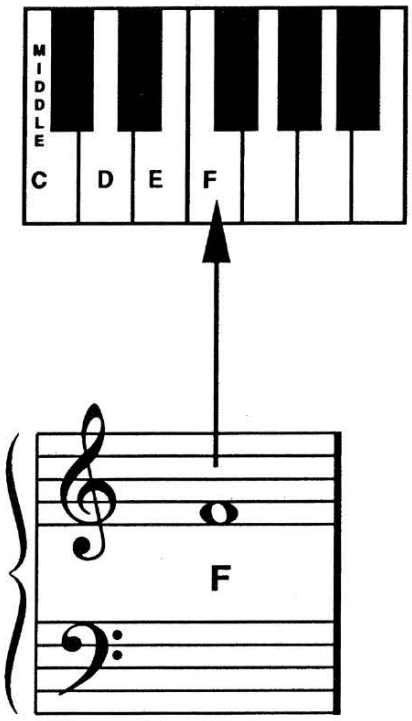



LETTER NAME: C ___ ___ ___ ___ ___ ___ ___.

2. Write the letter name of these notes on the blanks below. Then, draw a line from each note to its key on the keyboard above.

3. When you go to the keyboard, PLAY THESE NOTES for your teacher. Sit with your nose in front of MIDDLE _____.
(C or D?)

Count to "4" on each note, please.

FREEPIANOMETHOD.COM
Although Mayron Cole owns the copyright to this page, she is granting permission to copy it **only** under the following condition: Teachers and students may print this page at home, school, or at their local print shop; and teachers and students may download, view, copy and/or share this page digitally.

CREATED BY
MAYRON COLE

WRITE THE LETTER NAMES OF THE NOTES ON THE BLANKS PROVIDED TO SOLVE THE **MYSTERY MESSAGE©**!

STUDENTS: Remember to use MUSICIANS' HONOR when solving the **MYSTERY MESSAGES**!



__R__ __ __ I__, TH__ GR__ __N __ROG, LIV__ __



IN A LOG AN__ LOV__ __ TO __AT__H __LI__S ON HIS



LONG, STI__KY TONGU__! YUMMM!!©



F R E E P I A N O M E T H O D . C O M
Although Mayron Cole owns the copyright to this page, she is granting permission to copy it **only** under the following condition: Teachers and students may print this page at home, school, or at their local print shop; and teachers and students may download, view, copy and/or share this page digitally.

The MAYRON COLE PIANO METHOD

FUN SHEET

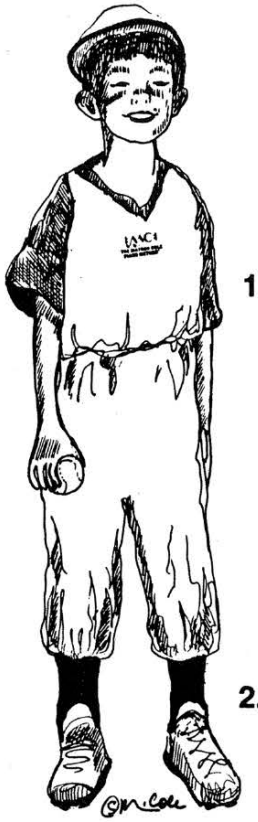

RUNNING AROUND©, LAZY DAYS©, SWINGING©, SUMMER IS OVER.©

SOMETHING NEW!

COUNTS: 3 + 3 = 6.



1. IN SWINGING©, on page 71, there is a TIE HOLD in the last two measures. This means for you to strike the key and KEEP HOLDING THE KEY DOWN for the COMBINED COUNTS of the two tied notes! The TIE HOLD in this example equals 6 beats!

2. Add the TOTAL BEATS for each pair of TIE HOLDS and write your answer on the blanks provided. In the TIES below, the quarter note is equal to one beat (count).

COUNTS: 3 + 1 + + + +



TOTAL BEATS: *4* ___ ___ ___

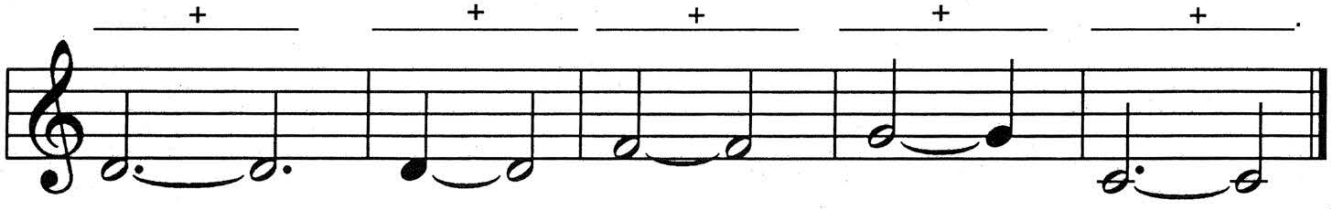

+ + + + +

___ ___ ___ ___ ___.

FREEPIANOMETHOD.COM
Although Mayron Cole owns the copyright to this page, she is granting permission to copy it **only** under the following condition: Teachers and students may print this page at home, school, or at their local print shop; and teachers and students may download, view, copy and/or share this page digitally.

3. TURN TO SUMMER IS OVER on page 72. With your class and teacher, TAP & COUNT the rhythm aloud on any C, E, or G key. How well did you do?_____

DO YOU KNOW?

Place the correct number from the SECOND COLUMN on the blank beside its corresponding definition in the FIRST COLUMN.

A. FERMATA (Hold the key down a little longer.): _____.

B. FLAT SIGN (Go backward and play the very next key either black or white.): _____.

C. NATURAL SIGN (Cancels a SHARP or a FLAT.): _____.

D. TREBLE CLEF (G-CLEF or HIGH CLEF): _____.

E. BASS CLEF (F-CLEF or LOW CLEF): _____.

F. SHARP SIGN (Go forward and play the very next key either black or white.): _____.

G. QUARTER NOTE: _____. (count: 1.)

H. DOTTED HALF NOTE: _____. (count: 1-2-3.)

I. TWO-EIGHTHS: _____. (count: 1 + "one" "and".)

J. WHOLE NOTE: _____. (count: 1-2-3-4.)

1.

2.

3.

4.

5.

6.

7.

8.

9.

10.



(In these examples, the quarter note is equal to one count or beat.)

FREEPIANOMETHOD.COM
Although Mayron Cole owns the copyright to this page, she is granting permission to copy it **only** under the following condition: Teachers and students may print this page at home, school, or at their local print shop; and teachers and students may download, view, copy and/or share this page digitally.

RUNNING AROUND



© Mayron Cole

(RIGHT-HAND MUSIC)

Use any 4 successive
R.H. fingers!



Quickly

(orchestrated accompaniment has an 8 beat count-in)



1 2



3 4



5 6



7 8

F R E E P I A N O M E T H O D . C O M
Although Mayron Cole owns the copyright to this page, she is granting permission to copy it **only** under the following condition: Teachers and students may print this page at home, school, or at their local print shop; and teachers and students may download, view, copy and/or share this page digitally.



LAZY DAYS



© Mayron Cole

(RIGHT-HAND MUSIC)

Use any 4 successive R.H. fingers.

(orchestrated accompaniment has a 6 beat count-in)

Sitting In Shade Speed



F R E E P I A N O M E T H O D . C O M
Although Mayron Cole owns the copyright to this page, she is granting permission to copy it **only** under the following condition: Teachers and students may print this page at home, school, or at their local print shop; and teachers and students may download, view, copy and/or share this page digitally.

CREATED BY
MAYRON COLE



SWINGING



© *Mayron Cole*

(RIGHT-HAND MUSIC)

Use any 4 successive R.H. fingers.

(orchestrated accompaniment has a 6 beat count-in)

Gently



F R E E P I A N O M E T H O D . C O M
Although Mayron Cole owns the copyright to this page, she is granting permission to copy it **only** under the following condition: Teachers and students may print this page at home, school, or at their local print shop; and teachers and students may download, view, copy and/or share this page digitally.





SUMMER IS OVER

© *Mayron Cole*

(RIGHT-HAND MUSIC)

Use any 4 successive R.H. fingers.

(orchestrated accompaniment has a 7 beat count-in)

Sadly



(Split Measure!
The missing beats are
in the LAST measure
of the piece!)







F R E E P I A N O M E T H O D . C O M
Although Mayron Cole owns the copyright to this page, she is granting permission to copy it **only** under the following condition: Teachers and students may print this page at home, school, or at their local print shop; and teachers and students may download, view, copy and/or share this page digitally.