The
MAYRON COLE PIANO METHOD



FUN SHEET

BRAHMS' LULLABY©

1. In BRAHMS' LULLABY, there are four dynamic markings:
p, *pp*, *f*, and *mf*.

p (for the Italian word "PIANO") means to play QUIETLY.

pp (for the Italian word "PIANISSIMO") means to play VERY QUIETLY.

f (for the Italian word "FORTE") means to play LOUDLY.

mf (for the Italian word "MEZZO FORTE") means to play MEDIUM LOUDLY.

Turn to BRAHMS' LULLABY on pages **230** and **231**. Circle all of the DYNAMIC MARKINGS.

2. There are many  in BRAHMS' LULLABY. This is a two-eighths rhythm pattern. There is also a  notation. This is a "SEESAW" two-eighths rhythm pattern.

Your teacher will show you how to SEESAW the two-eighths at the keyboard. Circle the SEESAW two-eighths in BRAHMS' LULLABY.

3. This note,  , is _____-sharp. How many of these notes are in BRAHMS' LULLABY? _____
(2 or 3?)

4. The Anacrusis, Pickup Measure, Split Measure, and Upbeat Measure are all used as the name for the extra notes played just before the beginning of a piece. _____ The missing beats from this measure
(yes or no?)
are played at the end of the piece. _____
(yes or no?)

FREEPIANOMETHOD.COM
Although Mayron Cole owns the copyright to this page, she is granting permission to copy it **only** under the following condition: Teachers and students may print this page at home, school, or at their local print shop; and teachers and students may download, view, copy and/or share this page digitally.



BRAHMS' LULLABY

Johannes Brahms
(1833 - 1897)
© Arr. Mayron Cole

(orchestrated accompaniment
has a 2 measure count-in...
since there is a split measure, the
2 measure count-in will be 5 beats)





Long, curved lines OVER or UNDER notes are called **SLUR MARKS**
or **PHRASE MARKS**. They tell you to play the notes SMOOTHLY!

F R E E P I A N O M E T H O D . C O M
Although Mayron Cole owns the copyright to this page, she is granting permission to copy it **only** under the following condition: Teachers and students may print this page at home, school, or at their local print shop; and teachers and students may download, view, copy and/or share this page digitally.



F R E E P I A N O M E T H O D . C O M
Although Mayron Cole owns the copyright to this page, she is granting permission to copy it **only** under the following condition: Teachers and students may print this page at home, school, or at their local print shop; and teachers and students may download, view, copy and/or share this page digitally.

RHYTHM WORK OUT©

5. Write the counts below these notes. A quarter note is equal to one beat (one count) in this time signature:

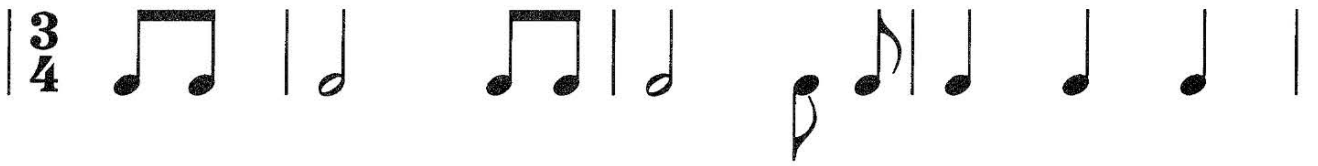

Counts: **3 + 1 - 2**



Look again at the above rhythms. Circle every beat with your pencil.

6. ONE NOTE is missing from the following measures. Draw the correct note to complete each measure.



7. The TOP NUMBER of the TIME SIGNATURE tells you how many _____there are in each measure.
(notes or beats?)

The BOTTOM NUMBER tells you what kind of note receives ONE BEAT(ONE COUNT).



The 4 stands for the 1/4 note or QUARTER NOTE.

Draw a QUARTER NOTE: _____.

Draw a HALF NOTE: _____.



F R E E P I A N O M E T H O D . C O M
Although Mayron Cole owns the copyright to this page, she is granting permission to copy it **only** under the following condition: Teachers and students may print this page at home, school, or at their local print shop; and teachers and students may download, view, copy and/or share this page digitally.