The
MAYRON COLE PIANO METHOD

FUN SHEET

QUIET MUSIC©



1. In QUIET MUSIC, ***p*** and ***pp*** are written between the staffs. These abbreviations are called DYNAMIC MARKINGS. The ***p*** stands for the ITALIAN WORD "piano," which means to play SOFTLY. ***pp*** stands for the ITALIAN WORD "pianissimo," which means to play VERY SOFTLY. Circle the DYNAMIC MARKINGS in QUIET MUSIC.

2. "*ritardando*" is an ITALIAN WORD which means to gradually play _____. It may be abbreviated as *ritard.* or *rit.*
   (slower or softer?)

3. "*a tempo*" is an ITALIAN TERM which means to "return to the original speed." Circle "*a tempo*" in QUIET MUSIC.

4. MIX & MATCH

PLACE THE CORRECT LETTER FROM THE SECOND COLUMN IN THE BLANK BESIDE ITS CORRESPONDING DEFINITION IN THE FIRST COLUMN:

(1.) _____ GRADUALLY PLAY SLOWER.	a. ***a tempo***
(2.) _____ PLAY SOFTLY.	b. ***pp***
(3.) _____ PLAY VERY SOFTLY.	c. ***ritardando***
(4.) _____ RETURN TO THE ORIGINAL SPEED.	d. ***p***

F R E E P I A N O M E T H O D . C O M
Although Mayron Cole owns the copyright to this page, she is granting permission to copy it **only** under the following condition: Teachers and students may print this page at home, school, or at their local print shop; and teachers and students may download, view, copy and/or share this page digitally.



QUIET MUSIC

(orchestrated accompaniment has a 2 measure count-in)

Shhhh!

© *Mayron Cole*





* The **BLACK MOUNTAIN KEYS** of B♭ and D♭ are on each side of the "white valley" formed by B and C!

F R E E P I A N O M E T H O D . C O M
Although Mayron Cole owns the copyright to this page, she is granting permission to copy it **only** under the following condition: Teachers and students may print this page at home, school, or at their local print shop; and teachers and students may download, view, copy and/or share this page digitally.







F R E E P I A N O M E T H O D . C O M
Although Mayron Cole owns the copyright to this page, she is granting permission to copy it **only** under the following condition: Teachers and students may print this page at home, school, or at their local print shop; and teachers and students may download, view, copy and/or share this page digitally.

5. WRITE THE LETTER NAMES BELOW THE NOTES. THEN, DRAW A LINE TO EACH NOTE'S KEY ON THE KEYBOARD:

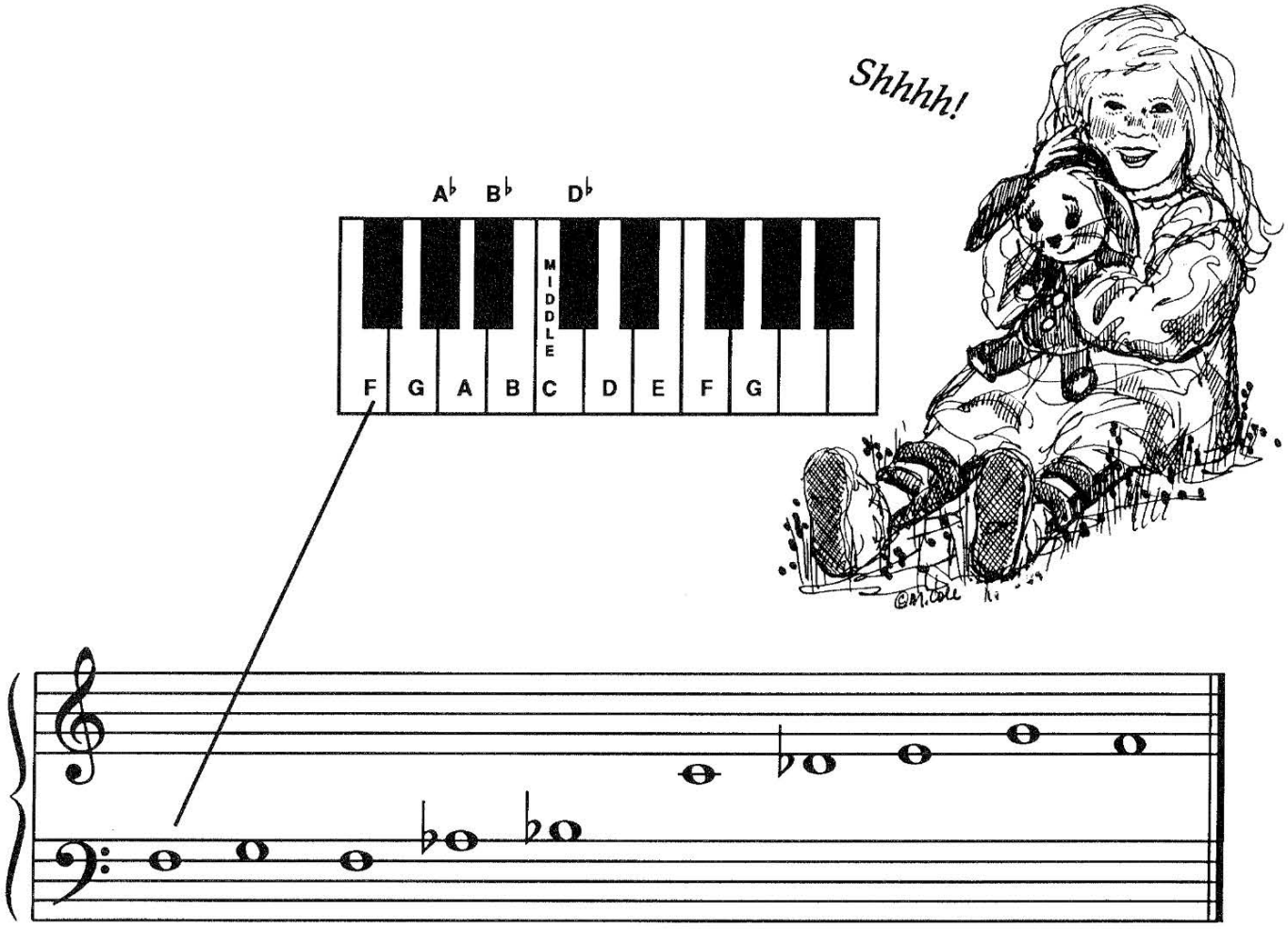

Letter Name: F ___ ___ ___ ___ ___ ___ ___ ___ ___.

STUDENTS: When you go to the keyboard, play these notes for your teacher. Sit with your nose in front of MIDDLE C. Count to "4" on each note, please.

FREEPIANOMETHOD.COM
Although Mayron Cole owns the copyright to this page, she is granting permission to copy it **only** under the following condition: Teachers and students may print this page at home, school, or at their local print shop; and teachers and students may download, view, copy and/or share this page digitally.