The
MAYRON COLE PIANO METHOD

FUN SHEET

LUCKY DUCK©
COLLEEN'S WALTZ©



1. Write the letter names below the following notes. Then, draw a line from each note to its key on the keyboard:

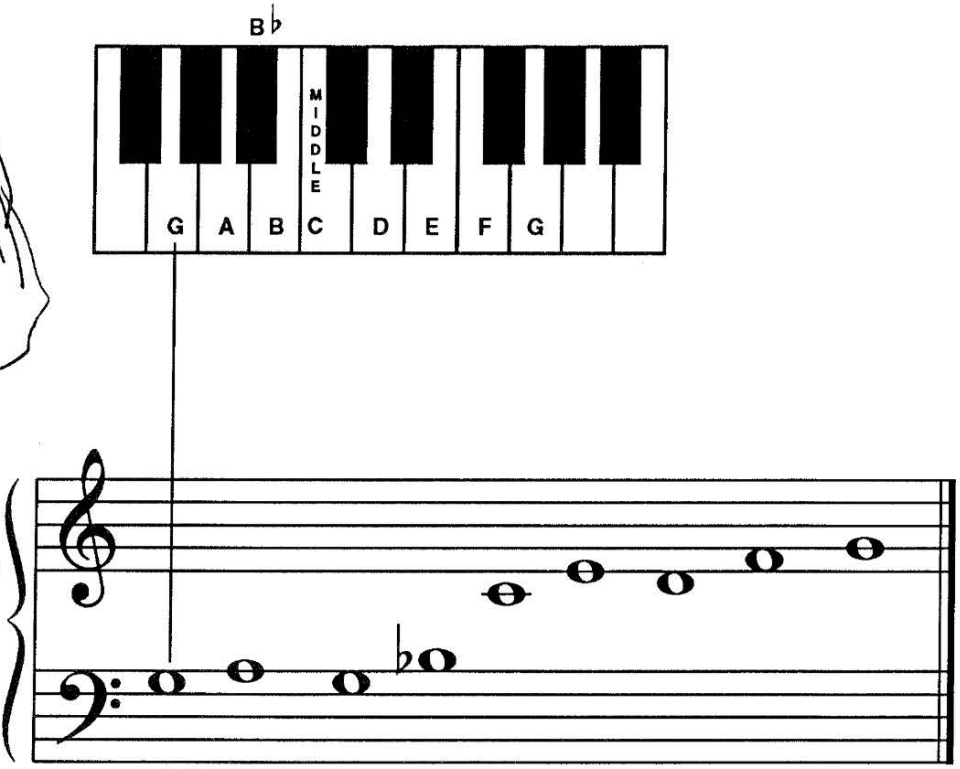

Letter Name: *G* ___ ___ ___ ___ ___ ___ ___ ___.

2. Play these notes aloud with your piano class. SAY THE NOTE NAME AS YOU PLAY IT. Count to "4" on each note, please.

F R E E P I A N O M E T H O D . C O M
Although Mayron Cole owns the copyright to this page, she is granting permission to copy it **only** under the following condition: Teachers and students may print this page at home, school, or at their local print shop; and teachers and students may download, view, copy and/or share this page digitally.

CREATED BY
MAYRON COLE

LUCKY DUCK

(orchestrated accompaniment has an 8 beat count-in)



FREEPIANOMETHOD.COM
Although Mayron Cole owns the copyright to this page, she is granting permission to copy it **only** under the following condition: Teachers and students may print this page at home, school, or at their local print shop; and teachers and students may download, view, copy and/or share this page digitally.



F R E E P I A N O M E T H O D . C O M
Although Mayron Cole owns the copyright to this page, she is granting permission to copy it **only** under the following condition: Teachers and students may print this page at home, school, or at their local print shop; and teachers and students may download, view, copy and/or share this page digitally.

COLLEEN'S WALTZ

For my daughter, Colleen, with love!

(orchestrated accompaniment has an 8 beat count-in)

Lovingly

© Mayron Cole



F R E E P I A N O M E T H O D . C O M
Although Mayron Cole owns the copyright to this page, she is granting permission to copy it **only** under the following condition: Teachers and students may print this page at home, school, or at their local print shop; and teachers and students may download, view, copy and/or share this page digitally.







F R E E P I A N O M E T H O D . C O M
Although Mayron Cole owns the copyright to this page, she is granting permission to copy it **only** under the following condition: Teachers and students may print this page at home, school, or at their local print shop; and teachers and students may download, view, copy and/or share this page digitally.

CREATED BY
MAYRON COLE

DO YOU KNOW?

PLACE THE CORRECT LETTER FROM THE SECOND COLUMN ON THE BLANK BESIDE ITS DEFINITION IN THE FIRST COLUMN:



1. PEDAL MARK: _____.

2. B-FLAT: _____.

3. FINE: _____.
(Say, "FEE-nay.")

4. BRACE: _____.

5. FLAT SIGN: _____.
(Go backward to the very next key either black or white.)

6. SHARP SIGN: _____.
(Go forward to the very next key either black or white.)

7. NATURAL SIGN: _____.
(Cancels a SHARP or a FLAT.)

8. TREBLE CLEF, G-CLEF, or HIGH CLEF: _____.

9. BASS CLEF, F-CLEF, or LOW CLEF: _____.

A. 

B. 

C. 

D. 

E. 

F. *The End*

G. 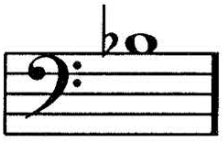

H. 

I. 

F R E E P I A N O M E T H O D . C O M
Although Mayron Cole owns the copyright to this page, she is granting permission to copy it **only** under the following condition: Teachers and students may print this page at home, school, or at their local print shop; and teachers and students may download, view, copy and/or share this page digitally.