The
MAYRON COLE PIANO METHOD

FUN SHEET

THE LAST LEAF©



1. When notes are written directly above or below each other, they are played at the SAME TIME. _____
   (yes or no?)

2. Look at the following measures from THE LAST LEAF. Draw connecting lines to join the two notes that play at the SAME TIME.



Next, play the above measures 3 times and once more for your teacher, please.

3. Look at the above measures. Which note is sharped? _____
   (C or D?)

4. LITTLE DOTS written directly above or below a notehead are called STACCATO DOTS. They tell you to _____ the notes.
   (connect or disconnect?)



5. There are ACCENT MARKS in THE LAST LEAF: > .
   ACCENT MARKS tell you to strike the key a little _____.
   (harder or softer?)

6. In the example above, "CO" means to "cross over" and "TU" means to "tuck under."

FREEPIANOMETHOD.COM
Although Mayron Cole owns the copyright to this page, she is granting permission to copy it **only** under the following condition: Teachers and students may print this page at home, school, or at their local print shop; and teachers and students may download, view, copy and/or share this page digitally.



THE LAST LEAF

© *Mayron Cole*

(orchestrated accompaniment has an 8 beat count-in)







F R E E P I A N O M E T H O D . C O M
Although Mayron Cole owns the copyright to this page, she is granting permission to copy it **only** under the following condition: Teachers and students may print this page at home, school, or at their local print shop; and teachers and students may download, view, copy and/or share this page digitally.







TU = TUCK UNDER.
CF = CHANGE FINGERS.
CO = CROSS OVER.

F R E E P I A N O M E T H O D . C O M
Although Mayron Cole owns the copyright to this page, she is granting permission to copy it **only** under the following condition: Teachers and students may print this page at home, school, or at their local print shop; and teachers and students may download, view, copy and/or share this page digitally.

CREATED BY
MAYRON COLE

WRITE THE LETTER NAMES UNDER THE NOTES
TO SOLVE THE **MYSTERY MESSAGE©**!





TH__ __ __NTL__, __RY WIN__S __LOW TH__ L__ST



__ROWN L__ __V__S __ROM TH__TR__ __S. __ __RISP

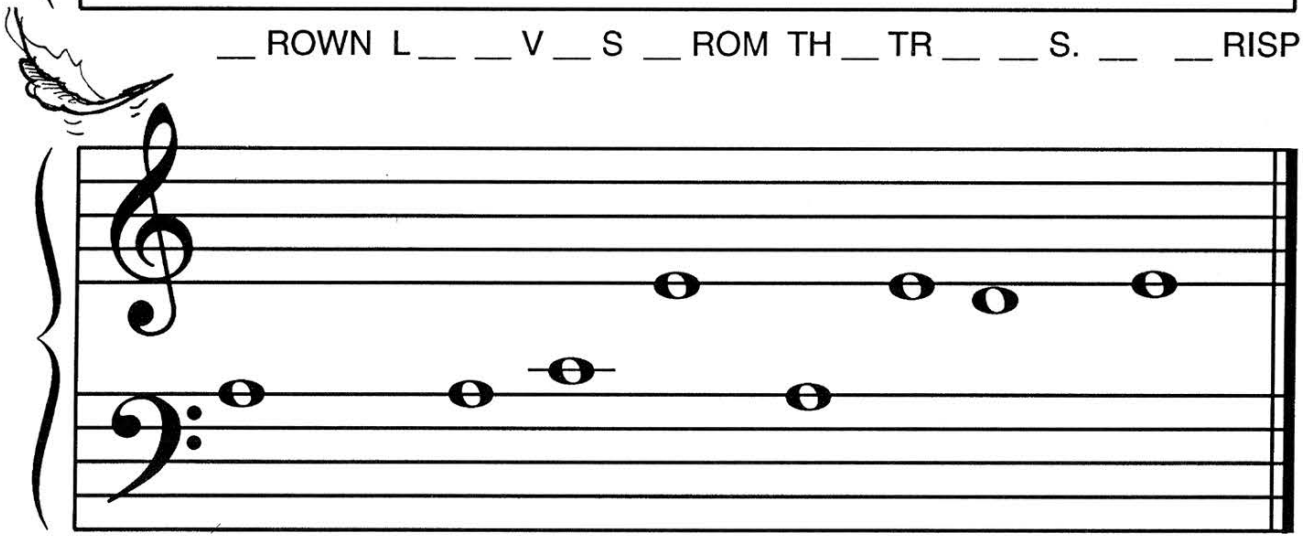

__UTUMN H__S __OM__ TO __N __N__. WINT__R IS

ON THE WAY!©

Please note, pages 155 - 162 have been removed. The next page is 163.

F R E E P I A N O M E T H O D . C O M
Although Mayron Cole owns the copyright to this page, she is granting permission to copy it **only** under the following condition: Teachers and students may print this page at home, school, or at their local print shop; and teachers and students may download, view, copy and/or share this page digitally.