The
MAYRON COLE PIANO METHOD

FUN SHEET

SPRING BREEZE©

DO YOU KNOW?



1. Once a note is flatted or sharped, it remains that way for the rest of the measure - unless a NATURAL SIGN, ♮ , cancels it. _____
   (Yes or No?)

2. This, 𝄐 , is a _____.
   (pedal mark or fermata?)

3. This, ♭ , is a _____ sign.
   (flat or sharp?)

4. A FLAT SIGN means to go _____
   (forward or backward?)
   to the very next key (either black or white).

5. The _____ hand plays the HIGH STAFF notes.
   (right or left?)

6. The _____ hand plays the LOW STAFF notes.
   (right or left?)

7. This, 𝄞 , is often called the _____ - clef because it
   (F or G?)
   was originally a BIG LETTER 𝒢 .

8. This, 𝄢 , is often called the _____ - clef because it
   (F or G?)
   was originally a BIG LETTER 𝒥: .

9. A SHARP, FLAT, or NATURAL SIGN always goes _____
   (in front or behind?)
   the note that it is changing.

10. A SHARP SIGN, ♯ , tells you to go _____
    (forward or backward?)
    to the very next key (either black or white).

FREEPIANOMETHOD.COM
Although Mayron Cole owns the copyright to this page, she is granting permission to copy it **only** under the following condition: Teachers and students may print this page at home, school, or at their local print shop; and teachers and students may download, view, copy and/or share this page digitally.

SPRING BREEZE

(orchestrated accompaniment has a 6 beat count-in)



FREEPIANOMETHOD.COM
Although Mayron Cole owns the copyright to this page, she is granting permission to copy it **only** under the following condition: Teachers and students may print this page at home, school, or at their local print shop; and teachers and students may download, view, copy and/or share this page digitally.









F R E E P I A N O M E T H O D . C O M
Although Mayron Cole owns the copyright to this page, she is granting permission to copy it **only** under the following condition: Teachers and students may print this page at home, school, or at their local print shop; and teachers and students may download, view, copy and/or share this page digitally.

Place the correct number from the second column in the blank beside its correct meaning from the first column.

A. PEDAL MARK: _____.
(Push the RIGHT PEDAL with your RIGHT FOOT.)

B. DOUBLE BAR: _____.
(Means, "The End.")

C. TIME SIGNATURE: _____.
(Written at the beginning of a composition.)

D. BRACE: _____.

E. WHOLE NOTE: _____.
(Count: 1-2-3-4.)

F. NATURAL SIGN: _____.
(Cancels a SHARP or a FLAT.)

G. DOTTED HALF NOTE: _____.
(Count: 1-2-3.)

H. QUARTER NOTE: _____.
(Count: 1.)

I. HALF NOTE: _____.
(Count: 1-2.)



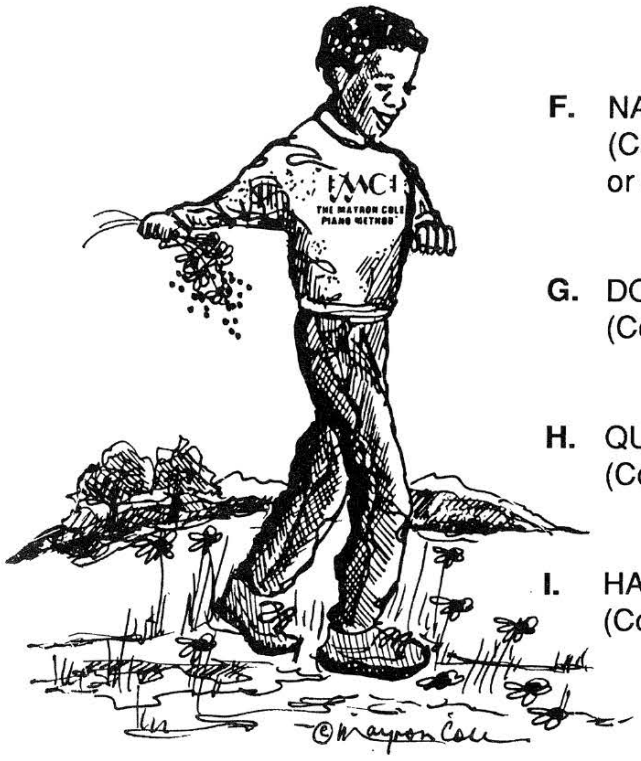

1. 

2. 

3. 

4. 

5. 

6. 

7. 

8. 

9. 

FREEPIANOMETHOD.COM
Although Mayron Cole owns the copyright to this page, she is granting permission to copy it **only** under the following condition: Teachers and students may print this page at home, school, or at their local print shop; and teachers and students may download, view, copy and/or share this page digitally.

The
MAYRON COLE PIANO METHOD



FUN SHEET

DISTANT DRUMS©

1. WRITE THE LETTER NAMES BELOW THE FOLLOWING NOTES TO SOLVE THE **MYSTERY MESSAGE©**!

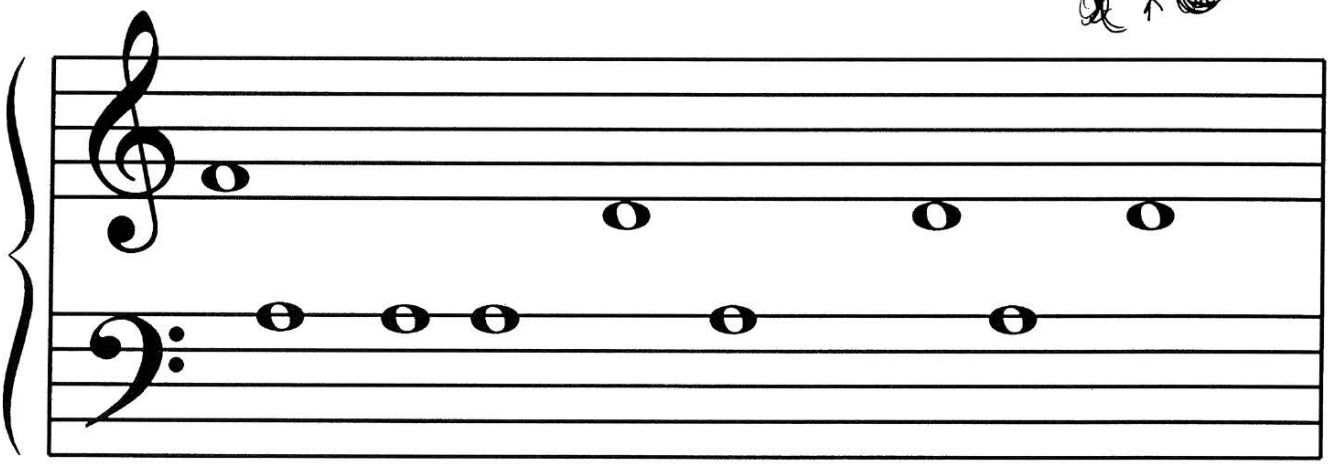

__ __R __W__Y __IST__NT IN__I__N __RUMS



PL__Y. __O YOU WON__ __R WH__T TH__Y S__Y?©

FREEPIANOMETHOD.COM
Although Mayron Cole owns the copyright to this page, she is granting permission to copy it **only** under the following condition: Teachers and students may print this page at home, school, or at their local print shop; and teachers and students may download, view, copy and/or share this page digitally.

DISTANT DRUMS

(orchestrated accompaniment has an 8 beat count-in)





FREEPIANOMETHOD.COM
Although Mayron Cole owns the copyright to this page, she is granting permission to copy it **only** under the following condition: Teachers and students may print this page at home, school, or at their local print shop; and teachers and students may download, view, copy and/or share this page digitally.



F R E E P I A N O M E T H O D . C O M
Although Mayron Cole owns the copyright to this page, she is granting permission to copy it **only** under the following condition: Teachers and students may print this page at home, school, or at their local print shop; and teachers and students may download, view, copy and/or share this page digitally.

2. Write the letter names under the following notes. Then, draw a line from each note to its key on the keyboard:



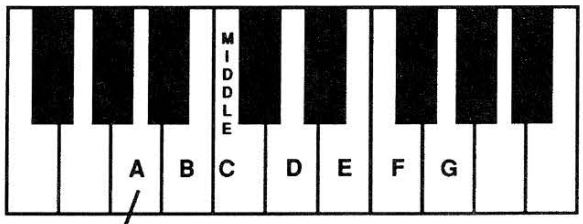



LETTER NAME: **A** ____ ____ ____ ____ ____ ____ ____ ____.

3. When you go to the keyboard, play the above notes for your teacher. PLAY THEM ALOUD WITH YOUR CLASS. Count to "4" on each note, please.

HOW WELL DID YOU DO? _____

F R E E P I A N O M E T H O D . C O M
Although Mayron Cole owns the copyright to this page, she is granting permission to copy it **only** under the following condition: Teachers and students may print this page at home, school, or at their local print shop; and teachers and students may download, view, copy and/or share this page digitally.